



GOVERNMENT OF GUAM
 DEPARTMENT OF PUBLIC HEALTH AND SOCIAL SERVICES
 DIPATTAMENTON SALUT PUPBLEKO YAN SETBISION SUSIAT



EDDIE BAZA CALVO
 GOVERNOR

RAY TENORIO
 LIEUTENANT GOVERNOR

JAMES W. GILLAN
 DIRECTOR

LEO G. CASIL
 DEPUTY DIRECTOR

OCT 22 2014

Honorable Judith T. Won Pat
 Speaker
 32nd Guam Legislature
 155 Hessler Place
 Hagatna, Guam 96910

32-14-2190
 Office of the Speaker
 Judith T. Won Pat, Ed.D

Date: 10-27-14
 Time: 3:03 pm
 Received By: [Signature]

2014 OCT 27 PM 3:22
 [Signature]

Dear Madam Speaker:

Attached is the fiscal year 2014 annual report of activities and inventory of non-expendable property of the Alee I and II shelters. This is in compliance with Public Law 32-068, Chapter VIII, Section 10, relative to reporting requirements for non-profit organizations.

Should you have any questions or need additional information, please contact Ms. Linda B. Rodriguez, Human Services Program Administrator for the Bureau of Social Services Administration at 475-2653/2672. We appreciate your continued support.

Sincerely,

[Signature]
 JAMES W. GILLAN

2190

Attachment

Cc: Office of Public Accountability



**Catholic
Social
Service**

Catholic Charities Guam

Catholic Social Service

234A U.S. Army Juan C. Fejeran Street
Barrigada, Guam 96913

Tel: 671-635-1406 Fax: 671-635-1444

Email: css@catholicsocialserviceguam.org

Website: www.catholicsocialserviceguam.org

Archbishop Anthony S. Apuron
OFM CAP D.D.
President / Chairman
Board of Trustees / Director

Diana B. Calvo
Executive Director

To: **DEPARTMENT OF PUBLIC HEALTH & SOCIAL SERVICES
123 Chalan Kareta
Mangilao, Guam 96913**

PROJECT REPORT

CONTRACTOR: **CATHOLIC SOCIAL SERVICE
#234-A U.S. Army Juan C. Ferjan Street
Barrigada Heights, Guam 96913**


PROGRAM TITLE: **TITLE XX**

PROJECT: **ALEE EMERGENCY SPOUSE ABUSE
& CHILDREN'S SHELTER**

Please find the following:

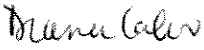
- 1) FY2014 Annual Narrative Report
- 2) FY2014 Annual Report on Meals and Transportation
- 3) FY2014 Annual Compact Impact on Meals and Transportation
- 4) FY2014 Annual Population Category

PREPARED BY:



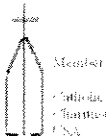
PAULA M. PEREZ
PROGRAM MANAGER, ALEE SHELTER

APPROVED BY:

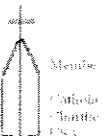


DIANA B. CALVO
EXECUTIVE DIRECTOR

SUBMISSION DATE: October 7, 2014



"Respecting The Dignity Of The Human Person Through Service"



ANNUAL REPORT for ALEE SHELTERS
October 1, 2013 to September 30, 2013

ALEE SHELTERS FOR ABUSED WOMEN

In fiscal year 2014 we served forty-eight (48) unduplicated adult clients and Ten (10) returning client.

Ethnicity breakdown is as follows:

Chamorro	20
Chuuckles	9
Caucasian	4
Filipino	4
Palauan	3
Carolinian	2
Pohnpeian	2
Yapese	1
Japanese	1
Saipanese	1
Hawaiian	1

48

Theses statistics rate Chamorro is the largest group and Chuuckles is the second largest group. The Filipino and Caucasian ethnicity ranks equally third. All other groups fall below four on the family violence admittance into the shelter.

Of the total number of women received at the women's shelter, there were sixteen (16) women physically abused, fifteen (15) reported of emotional abuse and seventeen (17) were both physical and emotionally abused. The totals show an increase in numbers of unduplicated clients from fiscal year 2013. This year, we have recorded three (3) rape case and two (2) pregnant; all forty-eight (48) cases were emergency situation.

Martial status is as follows:

Single	24	Divorced	5	Separated	1
Married	13	Common Law	5	Not Indicated	0

Amongst the single category ranked the highest and married women are second in rank, followed by common Law, and divorces have an equal amount and coming in last is separation category. There were some women that were admitted into the shelter, but did not stay overnight because they decided to leave or referred elsewhere.

The ages of the women range from eighteen to sixty and above. Within this range, the breakdown is as follows:

18-25	26-35	36-40	41-50	51-59	60 & above	Not Indicated
11	20	8	7	3	1	0

Number of children served this year was seventy-nine (79), thirty-nine (39) boys and forty (40) girls. The ages of children spanned the entire age of e eligibility in the women’s family shelter, from newborn to seventeen years.

Referrals continue to comes form various community agencies as ell as former clients, friends and professionals in the community. Outreach efforts at local malls, and community functions have positive impact, as the showing of informational calls increase. Women are seeking means to remove themselves from the threat, the fear and reach dependency.

A great deal of networking with other agencies who are involved in the assistance of abused women persist in excellent working relationship with Guam Legal Corporation, the Public Defenders Office, Guam Police Department Victim Assistance Unit, Victims Advocate Reaching Out (VARO) Immaculate Heart of Mary(IHOM) Healing Hearts as other local government and non-governmental agencies. Alee Shelter operates under funding form Department of Public Health Bureau of Social Services Administration (BOSSA) STOP Violence Against Women Act Grant, Sexual Assault Services Program Grant and Community Defined Solutions Grant through the Governor’s Community Outreach Federal Programs (GCO-FPO), and Victim of Crime Act (VOCA) through the Office of the Attorney General and monetary or in-kind donation from individuals, business, groups or organization.

ALEE TRANSITIONAL HOUSING

We served Three (3) unduplicated adults for the year.

Ethnicity breakdown follows:

Chamorro	1
American Indian	1
Filipino	1
Total	<u>3</u>

Marital Status is as follow:

Single	1	Divorced	1	Separated	1
Married	0	Common-Law	0		

The ages of the women from late twenty's to late forty's

<u>18-20</u>	<u>21-30</u>	<u>31-40</u>	<u>41-50</u>	<u>51-59</u>
0	1	2	0	0

Number of Children served this year was four (4) 3 boys and 1 girl. The ages of children spanned the entire range of eligibility from toddlers to early teen.

Referrals come primarily from Alee Family Violence Shelter Victims. Department of Justice Office of Violence against Women Grant continues to provide funding for this program that is directly administered by Catholic Social Service.

ALEE CHILDREN SHELTER

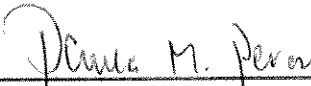
Thirty-three (33) children have gone through the doors of Alee Shelter. All Thirty-three (33) children have exited the shelter. The caseworkers have found homes through locating foster homes or returned to parents as supervised through the court. The children range in ages from newborn to seventeen (17) years of age. The ethnicities of the children are as follows:

Chamorro	22
Pohnpeian	7
Chuukese	3
Yapese	<u>1</u>
	33

BOSSA informed CSS Alee shelter that they would not be placing any children with Alee II until all ADA requirements have been met. One (1) bathroom is near completion and a contractor is being sought to complete the work there and to build a ramp in the rear exit of the home. Once all ADA requirements are met, BOSSA will begin to place children in the shelter. All staff from Alee II has been re-assigned to Alee I in order to assist with the large number of clients and children in the shelter.

Alee shelter continues to receive several donations from the military, civic associations and local businesses. We are blessed with continuing strong community support in donations and volunteer services. Staff and children outing are provided during the summer months and throughout the years so that children would get the proper exercise for healthy living. All activities contribute to the children's self-esteem along with enhancement of their social skills.

The greatest challenge the program experienced this fiscal year was new Administration- sister Bridget and Tricia Tenor has bid us farewell. Paula M. Perez is the new Program Manager for CSS Alee Shelter, Louise Cruz was hired as the Administrative Assistant, Annette Meno is newly hired as the House Coordinator for the shelter and Aurea Tagudin is the new Social Worker.

Submitted by: 
Paula M. Perez, CSS Alee Shelter Program Manager

Catholic Social Service – Alee Shelter
Annual Report on Meals and Transportation
FY 2014 October 1, 2013 – September 30, 2014

I. Alee I- Family Violence Shelter

Total Number of Women and Children 127

A. Total Number of Meals served - 2,961
(3 meals and 3 snacks per day)


B. Total Number for Transportation Service - 1,038

II. Alee II- Children's Shelter

Total number of Children: 33

A. Total Number of Meals Served - 20,910
(3 Meals and 3 snacks per day)

B. Total Number for Transportation - 4,665



Submitted by: Paula M. Perez
CSS Alee Shelter Program Manager

Catholic Social Service – Alee Shelter
 Annual Compact Impact Report on Meals and Transportation
 FAS Citizens
 FY 2014 October 1, 2013 – September 30, 2014

I. Alee I- Family Violence Shelter		
Total Number of Women and Children	<u>47</u>	
A. Total Number of Meals served (3 meals and 3 snacks per day)	-	1,558
• Chuuckese	- 861	
• Palauan	- 615	
• Pohnpeian	- 81	
• Yapese	- 1	
	<hr style="width: 20%; margin-left: 0;"/>	
	1,558	
B. Total Number for Transportation Service	-	470

At Alee I - Family Violence Shelter, transportation services that were rendered to the clients were initial pick up, to seek housing assistance from GHURA/LIHENG, search for an apartment, to acquire legal services from Guam Legal Service, Public Defender, or Attorney at Pro-Bono service, bring them to Court, AG, or Guam Police Department, drive them to their medical or dental appointment, seek employment, to bring their children to and from school, to transport to get belongings at their home, bring children for visitation, to transport to recreation site, church, to seek counseling, public assistance, Mayor's office assistance, and drop off site.

• Chuuckese	- 202
• Palauan	- 221
• Pohnpeian	- 24
• Yapese	- 23
	<hr style="width: 20%; margin-left: 0;"/>
Total:	470

Catholic Social Service – Alee Shelter
Annual Compact Impact Report on Meals and Transportation
FAS Citizens
FY 2014 October 1, 2013 – September 30, 2014

II. Alee I- Children’s Shelter
Total Number of Children 11

C. Total Number of Meals served - 8,275
(3 meals and 3 snacks per day)

- Pohnpeian - 7183
- Chuuckese - 794
- Yapese - 298


8,275

D. Total Number for Transportation Service - 1,894

At Alee II - Abused and Neglected Children’s Shelter, the transportation services rendered to the clients were to and from school, other school activity, medical and dental appointment, PED Evaluation, CT Hearing, PHSS services, WIC, Erica’s House, Attorney’s office, drop off and pick up site, Child Protective Service, Court, Client Services at AG’s office, church and recreation sites.

- Pohnpeian - 1709
- Chuuckese - 178
- Yapese - 7

1,894


Submitted by: Paula M. Perez
CSS Alee Shelter Program Manager

CATHOLIC SOCIAL SERVICE
 CHILDREN OF ALEE SHELTER
 POPULATION CATEGORY
 Annual Report (October 2013 - September 2014)

US CITIZEN YES NO	ETHNICITY	INITIALS AND CASE NO.	DATE OF ADMISSIONS	SOCIAL SECURITY NUMBER	AGE	MALE	FEMALE	ABUSE OR NEGLECT	SPECIAL SERVICES	DATE OF DEPARTURE
X	POHNPEIAN	JW-0452	09/10/08	7794	5	X		NEGLECT	274 GENERAL SERVICES 196 MEALS 204 TEACHING 171 ACTIVITIES 101 MEDICATION/Vitamins 13 CONTACTS 4 TRANSPORTATION	11/8/2013
X	POHNPEIAN	BW-0432	06/14/13	3702	9	X		NEGLECT	2742 GENERAL SERVICES 710 MEALS 786 TEACHING 655 ACTIVITIES 130 MEDICATION/Vitamins 47 CONTACTS 168 TRANSPORTATION *Returning Client	2/27/2014
X	PHONPEIAN	LP-1618	07/24/13	9693	7		X	NEGLECT	663 GENERAL SERVICES 579 MEALS 594 TEACHING 495 ACTIVITIES 71 MEDICATION/Vitamins 45 CONTACTS 173 TRANSPORTATION	1/7/2014
X	POHNPEIAN	MP-1618	09/19/13	4063	2		X	NEGLECT	1045 GENERAL SERVICES 892 MEALS 648 TEACHING 540 ACTIVITIES 123 MEDICATION/Vitamins 38 CONTACTS 65 TRANSPORTATION Note: Returning Client 8/16/2013	1/16/2014

CATHOLIC SOCIAL SERVICE
 CHILDREN OF ALEE SHELTER
 POPULATION CATEGORY
 Annual Report (October 2013 - September 2014)

US CITIZEN YES NO	ETHNICITY	INITIALS AND CASE NO.	DATE OF ADMISSIONS	SOCIAL SECURITY NUMBER	AGE	MALE	FEMALE	ABUSE OR NEGLECT	SPECIAL SERVICES	DATE OF DEPARTURE
X	CHUUKESE	TM-0337	12/07/13	Pending	10		X	NEGLECT	411 GENERAL SERVICES 376 MEALS 366 TEACHING 305 ACTIVITIES 61 MEDICATION/Vitamins 12 CONTACTS 85 TRANSPORTATION	2/6/2014
X	CHUUKESE	MS-0337	12/07/13	PENDING	6	X		NEGLECT	411 GENERAL SERVICES 376 MEALS 366 TEACHING 305 ACTIVITIES 61 MEDICATION/Vitamins 12 CONTACTS 85 TRANSPORTATION	2/6/2014
X	CHAMORRO	NM-PENDING	01/26/14	PENDING	4		X	NEGLECT	53 GENERAL SERVICES 26 MEALS 30 TEACHING 25 ACTIVITIES 17 MEDICATION/Vitamins 4 CONTACTS 1 TRANSPORTATION	1/30/2014
X	CHAMORRO	DT-0588	01/11/13	1017	9	X		NEGLECT	1723 GENERAL SERVICES 1375 MEALS 1482 TEACHING 1227 ACTIVITIES 262 MEDICATION/Vitamins 54 CONTACTS 417 TRANSPORTATION	6/6/2014

CATHOLIC SOCIAL SERVICE
 CHILDREN OF ALEE SHELTER
 POPULATION CATEGORY
 Annual Report (October 2013 - September 2014)

US CITIZEN YES/NO	ETHNICITY	INITIALS AND CASE NO	DATE OF ADMISSIONS	SOCIAL SECURITY NUMBER	AGE	MALE	FEMALE	ABUSE OR NEGLECT	SPECIAL SERVICES	DATE OF DEPARTURE
X	CHAMORRO	RT-0588	01/11/13	3318	9	X		NEGLECT	1724 GENERAL SERVICES 1377 MEALS 1485 TEACHING 1241 ACTIVITIES 244 MEDICATION/Vitamins 55 CONTACTS 421 TRANSPORTATION	6/6/2014
X	CHAMORRO	MT-0588	01/11/13	5075	8		X	NEGLECT	1726 GENERAL SERVICES 1374 MEALS 1488 TEACHING 1234 ACTIVITIES 247 MEDICATION/Vitamins 56 CONTACTS 425 TRANSPORTATION	6/6/2014
X	CHAMORRO	TT-0588	01/11/13	2595	6		X	NEGLECT	1726 GENERAL SERVICES 1374 MEALS 1488 TEACHING 1234 ACTIVITIES 242 MEDICATION/Vitamins 55 CONTACTS 422 TRANSPORTATION	6/6/2014

CATHOLIC SOCIAL SERVICE
 CHILDREN OF ALEE SHELTER
 POPULATION CATEGORY
 Annual Report (October 2013 - September 2014)

US CITIZEN YES/NO	ETHNICITY	INITIALS AND CASE NO	DATE OF ADMISSIONS	SOCIAL SECURITY NUMBER	AGE	MALE	FEMALE	ABUSE OR NEGLECT	SPECIAL SERVICES	DATE OF DEPARTURE
X	CHAMORRO	TU-0155	05/31/13	1690	16		X	NEGLECT	1721 GENERAL SERVICES 1361 MEALS 1466 TEACHING 1222 ACTIVITIES 289 MEDICATION/Vitamins 83 CONTACTS 404 TRANSPORTATION	6/9/2014
X	CHAMORRO	SU-0155	05/31/13	1649	9	X		NEGLECT	1737 GENERAL SERVICES 1377 MEALS 1482 TEACHING 1220 ACTIVITIES 1337 MEDICATION/Vitamins 82 CONTACTS 411 TRANSPORTATION	6/9/2014
									Notes: Departed 8/22/2013 returned on 9/9/2013	
X	CHAMORRO	JU-	09/09/03	PENDING	3 Mons	X		NEGLECT	2509 GENERAL SERVICES 1938 MEALS 1452 TEACHING 1224 ACTIVITIES 67 MEDICATION/Vitamins 74 CONTACTS 75 TRANSPORTATION	6/9/2014

CATHOLIC SOCIAL SERVICE
 CHILDREN OF ALEE SHELTER
 POPULATION CATEGORY
 Annual Report (October 2013 - September 2014)

US CITIZEN YES/NO	ETHNICITY	INITIALS AND CASE NO	DATE OF ADMISSIONS	SOCIAL SECURITY NUMBER	AGE	MALE	FEMALE	ABUSE OR NEGLECT	SPECIAL SERVICES	DATE OF DEPARTURE
X	PHONPEIAN	MP-1618	07/24/13	1240	10		X	NEGLECT	1793 GENERAL SERVICES 1550 MEALS 1692 TEACHING 1390 ACTIVITIES 242 MEDICATION/Vitamins 128 CONTACTS 552 TRANSPORTATION	7/18/2014
X	PHONPEIAN	RL-1618	07/24/13	3637	8		X	NEGLECT	1790 GENERAL SERVICES 1550 MEALS 1692 TEACHING 1370 ACTIVITIES 242 MEDICATION/Vitamins 105 CONTACTS 548 TRANSPORTATION	7/18/2014
X	PHONPEIAN	DL-1618	09/17/13	5242	4	X		NEGLECT	1852 GENERAL SERVICES 1706 MEALS 1640 TEACHING 1386 ACTIVITIES 287 MEDICATION/Vitamins 125 CONTACTS 199 TRANSPORTATION	7/18/2014

Note: Returning Client 8/16/2013

CATHOLIC SOCIAL SERVICE
 CHILDREN OF ALEE SHELTER
 POPULATION CATEGORY
 Annual Report (October 2013 - September 2014)

US CITIZEN YES/NO	ETHNICITY	INITIALS AND CASE NO	DATE OF ADMISSIONS	SOCIAL SECURITY NUMBER	AGE	MALE	FEMALE	ABUSE OR NEGLECT	SPECIAL SERVICES	DATE OF DEPARTURE
X	CHAMORRO	JR-1800	02/10/14	PENDING	4		X	NEGLECT	1489 GENERAL SERVICES 1120 MEALS 660 TEACHING 1001 ACTIVITIES 855 MEDICATION/Vitamins 86 CONTACTS 49 TRANSPORTATION	8/18/2014
X	CHAMORRO	KR-1801	04/07/14	PENDING	10	X		NEGLECT	7 GENERAL SERVICES 5 MEALS 12 TEACHING 7 ACTIVITIES 0 MEDICATION/Vitamins 0 CONTACTS 2 TRANSPORTATION	4/8/2014
X	CHAMORRO	KR-1882	04/07/14	PENDING	6	X		NEGLECT	7 GENERAL SERVICES 5 MEALS 12 TEACHING 7 ACTIVITIES 0 MEDICATION/Vitamins 0 CONTACTS 2 TRANSPORTATION	4/8/2014

CATHOLIC SOCIAL SERVICE
 CHILDREN OF ALEE SHELTER
 POPULATION CATEGORY
 Annual Report (October 2013 - September 2014)

US CITIZEN YES/NO	ETHNICITY	INITIALS AND CASE NO.	DATE OF ADMISSIONS	SOCIAL SECURITY NUMBER	AGE	MALE	FEMALE	ABUSE OR NEGLECT	SPECIAL SERVICES	DATE OF DEPARTURE
X	CHAMORRO	SR-PENDING	04/29/14	PENDING	9	X		NEGLECT	157 GENERAL SERVICES 321 MEALS 379 TEACHING 310 ACTIVITIES 24 MEDICATION/Vitamins 42 CONTACTS 12 TRANSPORTATION	8/6/2014
X	CHAMORRO	DR-PENDING	04/29/14	PENDING	8	X		NEGLECT	33 GENERAL SERVICES 24 MEALS 36 TEACHING 36 ACTIVITIES 24 MEDICATION/Vitamins 10 CONTACTS 10 TRANSPORTATION	5/6/2014
X	CHAMORRO	DB-PENDING	04/29/14	PENDING	5	X		NEGLECT	158 GENERAL SERVICES 333 MEALS 356 TEACHING 314 ACTIVITIES 24 MEDICATION/Vitamins 46 CONTACTS 22 TRANSPORTATION	8/6/2014

CATHOLIC SOCIAL SERVICE
 CHILDREN OF ALEE SHELTER
 POPULATION CATEGORY
 Annual Report (October 2013 - September 2014)

US CITIZEN YES/NO	ETHNICITY	INITIALS AND CASE NO.	DATE OF ADMISSIONS	SOCIAL SECURITY NUMBER	AGE	MALE	FEMALE	ABUSE OR NEGLECT	SPECIAL SERVICES	DATE OF DEPARTURE
X	CHAMORRO	JR-5-2014-01	06/24/14	PENDING	7		X	HIGH RISK	51 GENERAL SERVICES 121 MEALS 156 TEACHING 122 ACTIVITIES 0 MEDICATION/Vitamins 7 CONTACTS 3 TRANSPORTATION	8/5/2014
									Returning Client , Exited on 6/30/2014	
X	YAPSE	MW-04-2014	06/06/14	PENDING	14		X	SEXUAL	121 GENERAL SERVICES 298 MEALS 360 TEACHING 243 ACTIVITIES 109 MEDICATION/Vitamins 45 CONTACTS 7 TRANSPORTATION	8/5/2014
X	CHUKESE	SE-6-2014	08/24/14	PENDING	10	X		SEXUAL ABUSE	18 GENERAL SERVICES 42 MEALS 54 TEACHING 41 ACTIVITIES 0 MEDICATION/Vitamins 7 CONTACTS 8 TRANSPORTATION	9/3/2014

CATHOLIC SOCIAL SERVICE
 CHILDREN OF ALEE SHELTER
 POPULATION CATEGORY
 Annual Report (October 2013 - September 2014)

US CITIZEN YES/NO	ETHNICITY	INITIALS AND CASE NO.	DATE OF ADMISSIONS	SOCIAL SECURITY NUMBER	AGE	MALE	FEMALE	ABUSE OR NEGLECT	SPECIAL SERVICES	DATE OF DEPARTURE
X	CHAMORRO	AJ-07-2014	08/26/14	PENDING	10	X		PHYSICAL ABUSE	45 GENERAL SERVICES 101 MEALS 138 TEACHING 91 ACTIVITIES 0 MEDICATION/Vitamins 13 CONTACTS 25 TRANSPORTATION	9/17/2014
X	CHAMORRO	AM-08-2014	08/26/14	PENDING	9	X		PHYSICAL ABUSE	45 GENERAL SERVICES 96 MEALS 138 TEACHING 93 ACTIVITIES 0 MEDICATION/Vitamins 13 CONTACTS 25 TRANSPORTATION	9/17/2014
X	CHAMORRO	AN-09-2014	08/26/14	PENDING	8	X		PHYSICAL ABUSE	45 GENERAL SERVICES 100 MEALS 138 TEACHING 92 ACTIVITIES 2 MEDICATION/Vitamins 12 CONTACTS 23 TRANSPORTATION	9/17/2014

CATHOLIC SOCIAL SERVICE
 CHILDREN OF ALEE SHELTER
 POPULATION CATEGORY
 Annual Report (October 2013 - September 2014)

US CITIZEN YES/NO	ETHNICITY	INITIALS AND CASE NO.	DATE OF ADMISSIONS	SOCIAL SECURITY NUMBER	AGE	MALE	FEMALE	ABUSE OR NEGLECT	SPECIAL SERVICES	DATE OF DEPARTURE
X	CHAMORRO	AF-10-2014	09/03/14	PENDING	5	X		HIGH RISK	29 GENERAL SERVICES 64 MEALS 84 TEACHING 51 ACTIVITIES 0 MEDICATION/Vitamins 8 CONTACTS 19 TRANSPORTATION	9/17/2014
X	CHAMORRO	AL-11-2014	09/03/14	PENDING	3		X	HIGH RISK	29 GENERAL SERVICES 71 MEALS 84 TEACHING 74 ACTIVITIES 0 MEDICATION/Vitamins 8 CONTACTS 1 TRANSPORTATION	9/17/2014
X	CHAMORRO	BH-12-2014	09/05/14	PENDING	4		X	ABANDONED	14 GENERAL SERVICES 33 MEALS 42 TEACHING 31 ACTIVITIES 6 MEDICATION/Vitamins 6 CONTACTS 1 TRANSPORTATION	9/12/2014

CATHOLIC SOCIAL SERVICE
 CHILDREN OF ALEE SHELTER
 POPULATION CATEGORY
 Annual Report (October 2013 - September 2014)

US CITIZEN YES NO	ETHNICITY	INITIALS AND CASE NO.	DATE OF ADMISSIONS	SOCIAL SECURITY NUMBER	AGE	MALE	FEMALE	ABUSE OR NEGLECT	SPECIAL SERVICES	DATE OF DEPARTURE
X	CHAMORRO	BD-13-2014	09/05/14	PENDING	4		X	ABANDONED	14 GENERAL SERVICES 33 MEALS 42 TEACHING 30 ACTIVITIES 0 MEDICATION/VITAMINS 6 CONTACTS 1 TRANSPORTATION	9/12/14

BOYS 18 GIRLS 15

REPORT SUBMITTED BY: Paula M. Perez
 Paula Perez
 Program Manager

CATHOLIC SOCIAL SERVICE
 FAMILY VIOLENCE SHELTER
 POPULATION CATEGORY
 ANNUAL REPORT FY 2014

US CITIZEN YES	ETHNICITY	INITIALS AND CASE NO.	AGE	DATE OF ADMISSIONS	SOCIAL SECURITY NUMBER	AGE OF CHILDREN		ABUSE			MARITAL STATUS					SITUATION			SPECIAL SERVICES	DATE OF DEPARTURE	
						BOYS	GIRLS	PHY	EMO	M	S	D	C	SP	PRG	RPE	EME				
X	CHAMORRO (2)	EQ-2186	36	10/02/13	1124	8	11	X	X		X									2 Counseling 9 Services 8 Contact-Telephone 4 Transportation 20 Other Special Services 15 Meals Did not want to file PO, she felt safe enough to return home after their abuser was arrested.	10-4-2013
X	CAROLINIAN (3)	ROM-2187	39	10/13/13	4565	6 5 3		X			X									1 Counseling 5 Services 6 Contact-Personal 3 Contact-Telephone 5 Transportation 35 Other Special Services 12 Meals Was interested in applying for a PO, however she exited to live with her Auntie before securing so.	10/14/2013
	CHUKESE (2)	KA-2188	23	10/23/13	8693	4	6MON	X						X						32 Counseling 87 Services 36 Contact-Personal 5 Contact-Telephone 23 Transportation 68 Other Special Services 134 Meals Client applied for a TPO (Temporary Protection Order) at GLSC and was granted a PO.	11/14/2013

CATHOLIC SOCIAL SERVICE
 FAMILY VIOLENCE SHELTER
 POPULATION CATEGORY
 ANNUAL REPORT FY 2014

US CITIZEN YES NO	ETHNICITY	INITIALS AND CASE NO.	AGE	DATE OF ADMISSIONS	SOCIAL SECURITY NUMBER	AGE OF CHILDREN		ABUSE					MARRITAL STATUS					SITUATION					SPECIAL SERVICES	DATE OF DEPARTURE	
						BOYS	GIRLS	PHY	EMO	M	S	D	C	SP	PRG	RPE	EME	3	12	12	2	2			20
X	Saipan (5)	LAG-1896-3	38	11/06/13	2436	15 13 8		X																3 Counseling 12 Services 12 Contact-Personal 2 Contact-Telephone 2 Transportation 20 Other Special Services 9 Meals Repeater Client refused to apply for a TPO	11/7/2013
X	CHAMORRO (5)	AMGT-2189	33	11/21/213	0930	13 6 4	9 7	X																2 Counseling 12 Services 1 Contact-Personal 6 Contact-Telephone 1 Transportation 78 Other Special Services 12 Meals Client refused to apply for TPO.	11/22/2013
X	FILIPINIC (1)	SB-2190	26	11/24/13	5592	7		X																4 Counseling 9 Services 9 Contact-Personal 6 Contact-Telephone 1 Transportation 19 Other Special Services 2 Meals Client refused to apply for a TPO, she insisted that the Stay Away Order was sufficient enough for her protection.	11/27/2013

CATHOLIC SOCIAL SERVICE
 FAMILY VIOLENCE SHELTER
 POPULATION CATEGORY
 ANNUAL REPORT FY 2014

US CITIZEN YES	ETHNICITY	INITIALS AND CASE NO.	AGE	DATE OF ADMISSIONS	SOCIAL SECURITY NUMBER	AGE OF CHILDREN		ABUSE			MARRITAL STATUS				SITUATION			SPECIAL SERVICES	DATE OF DEPARTURE	
						BOYS	GIRLS	PHY	EMO	M	S	D	C	SP	PRG	RPE	EME			
X	CHAMORRO (2)	CC-2191	21	11/29/13	8232		3 1	X	X		X								6 Counseling 18 Services 19 Contact-Personal 6 Transportation 52 Other Special Services 25 Meals Client will be taken to GLCS to apply for a TPO, but left the shelter on 12/1/2013	12/1/2013
X	FILIPINO	RVP-2192	35	12/1/13	NA	0	0	X			X								7 Counseling 16 Services 2 Contact-Personal 0 Contact-Telephone 5 Transportation 11 Other Special Services 22 Meals Client already had a lawyer prior to her entry to the shelter. Attorney Sommerbeck had already prepared a Petition for Protection from abuser and pending PO.	12/31/2013
X	HAWAIIAN	DH-2193	33	12/24/13	5311	8 2	6	X	X	X									12 Counseling 112 Services 42 Contact-Personal 49 Contact-Telephone 33 Transportation 138 Other Special Services 255 Meals Client was taken to GLSC to apply for a TPO. Her appointment with the attorney is on Jan 30, 2014 @ 10:00 am	1/13/2014

CATHOLIC SOCIAL SERVICE
 FAMILY VIOLENCE SHELTER
 POPULATION CATEGORY
 ANNUAL REPORT FY 2014

US CITIZEN YES NO	ETHNICITY	INITIALS AND CASE NO.	AGE	DATE OF ADMISSIONS	SOCIAL SECURITY NUMBER	AGE OF CHILDREN		ABUSE			MARITAL STATUS					SITUATION			SPECIAL SERVICES	DATE OF DEPARTURE
						BOYS	GIRLS	PHY	EMO	M	S	D	C	SP	PRG	RPE	EME			
X	YAPANESE	JG-2194	24	01/23/14	710839	0	0	X											2 Counseling 3 Services 0 Contact-Personal 1 Contact-Telephone 1 Transportation 12 Other Special Services 0 Meals Client left the next day to relatives, she felt safe and secured. Client did not want any other services.	1/24/2014
X	CHAMORRO	VT-1640-1	31	02/14/14	0376	12	9	X			X								1 Counseling 4 Services 0 Contact-Personal 0 Contact-Telephone 2 Transportation 24 Other Special Services 21 Meals Client only stayed for the weekend; she felt it was safe to Exit and live with her father.	2/16/2014
X	CHAMORRO	CP-2203	30	02/28/14	NA	0	0	X											3 Counseling 3 Services 0 Contact-Personal 3 Contact-Telephone 1 Transportation 2 Other Special Services 6 Meals Did not want to apply for a TPO against her father because he is already too old and suffering from cancer.	3/30/2014

CATHOLIC SOCIAL SERVICE
 FAMILY VIOLENCE SHELTER
 POPULATION CATEGORY
 ANNUAL REPORT FY 2014

U.S. CITIZEN YES	ETHNICITY	INITIALS AND CASE NO.	AGE	DATE OF ADMISSIONS	SOCIAL SECURITY NUMBER	AGE OF CHILDREN		ABUSE			MARRITAL STATUS				SITUATION			SPECIAL SERVICES	DATE OF DEPARTURE	
						BOYS	GRUS	PHY	EMO	M	S	D	C	SP	PRG	RPE	EME			
X	FILIPINO	RJB-2196	23	02/24/14	4552	0	1		X										28 Counseling 41 Services 15 Contact-Personal 9 Contact-Telephone 17 Transportation 28 Other Special Services 147 Meals Client was taken to GLSC to apply for TPO. She met with an attorney and advocate there and was called a few days later to pick up documents. She felt that there was no longer a need for the TPO because she would be hiring a private lawyer to proceed with custodial rights of their daughter. Client went to GLSC and informed them that the documents (TPO) were no longer needed and she did not sign anything with them.	3/17/2014
X	POHNEFIAN	EP-2197	25	02/28/14	8927	0	3Months	X				X							7 Counseling 23 Services 6 Contact-Personal 4 Contact-Telephone 8 Transportation 17 Other Special Services 23 Meals Refused to apply for TPO. Upon her exist of Catharine's Home she revealed to staff that she was going to return to her abuser for the proper upbringing of her newborn.	3/8/2014
	PALAUAN	WM-2195	36	02/20/14	NA	15 10 4	13 6	X	X										58 Counseling 238 Services 7 Contact-Personal 19 Contact-Telephone 219 Transportation 142 Other Special Services 613 Meals	4/1/2014

CATHOLIC SOCIAL SERVICE
 FAMILY VIOLENCE SHELTER
 POPULATION CATEGORY
 ANNUAL REPORT FY 2014

US CITIZEN YES	ETHNICITY	INITIALS AND CASE NO	AGE	DATE OF ADMISSIONS	SOCIAL SECURITY NUMBER	AGE OF CHILDREN		ABUSE		MARITAL STATUS				SITUATION			SPECIAL SERVICES	DATE OF DEPARTURE	
						BOYS	GIRLS	PHY	EMO	M	S	D	C	SP	PRG	RPE			EME
X	CHUKESE	LR-2198	30	03/01/14	NA	0	0	X										2 Counseling 2 Services 0 Contact-Personal 5 Contact-Telephone 1 Transportation 28 Other Special Services 2 Meals Came and left the shelter the same day, refused to apply for TPO	3/1/2014
X	CHUKESE	BR-2180-1	28	03/11/14	2335	3		X		X								12 Counseling 19 Services 0 Contact-Personal 16 Contact-Telephone 8 Transportation 18 Other Special Services 36 Meals Client was interested in applying for a TPO, however she did not know her rapist's legal name. This information became available after her exit * Repeat Client	3/17/2014
X	CHAMORRO	JGS-1493-1	42	03/18/14	7835	0	0	X	X									7 Counseling 6 Services 0 Contact-Personal 0 Contact-Telephone 1 Transportation 19 Other Special Services 9 Meals Was interested in applying for a TPO, but later changed her mind and said she didn't fear him, so there was no need to apply. * Repeat Client	3/22/2014

CATHOLIC SOCIAL SERVICE
 FAMILY VIOLENCE SHELTER
 POPULATION CATEGORY
 ANNUAL REPORT FY 2014

US CITIZEN YES NO	ETHNICITY	INITIALS AND CASE NO	AGE	DATE OF ADMISSIONS	SOCIAL SECURITY NUMBER		AGE OF CHILDREN		ABUSE			MARITAL STATUS					SITUATION					SPECIAL SERVICES	DATE OF DEPARTURE	
					BOYS	GIRLS	PHY	EMO	M	S	D	C	SP	PRG	RPE	EME								
X	CHAMORRO	CD-2262	44	03/25/14	NA	16	0		X														1 Counseling 3 Services 0 Contact-Personal 1 Contact-Telephone 1 Transportation 14 Other Special Services 0 Meals	3-26-2014
																							Was not interested in applying for a TPO. She was able to find a relative who would take her in and assist her during this time of need. She informed House Coordinator M.Q. that she is still keeping contact w/ her husband because she is willing to fix things with him, he just has to control his alcohol problem.	
X	CHAMORRO	NM-2199	27	03/10/14	9565	8	5 4 2		X														31 Counseling 133 Services 3 Contact-Personal 0 Contact-Telephone 3 Transportation 16 Other Special Services 105 Meals	4-11-2014
																							She felt there was no need for a TPO and expressed to staff that she didn't want to do that to her kids father	
X	CAUCASIAN	AJ-2201	35	03/20/14	449	0	0		X														34 Counseling 32 Services 28 Contact-Personal 0 Contact-Telephone 16 Transportation 48 Other Special Services 31 Meals	4-1-2014
																							Was taken to GLSC to apply for assistance w/ her rape case and the issue of the constant calls she's been receiving from various GPD Officers. However, she was told that they cannot assist her because it's a criminal case and neither can the Public Defender. They advised her to look around for an attorney who would be willing to represent her for free	

CATHOLIC SOCIAL SERVICE
 FAMILY VIOLENCE SHELTER
 POPULATION CATEGORY
 ANNUAL REPORT FY 2014

US CITIZEN YES	ETHNICITY	INITIALS AND CASE NO.	AGE	DATE OF ADMISSIONS	SOCIAL SECURITY NUMBER	AGE OF CHILDREN		ABUSE		MARITAL STATUS					SITUATION			SPECIAL SERVICES	DATE OF DEPARTURE	
						BOYS	GIRLS	PHY	EMO	M	S	D	C	SP	PRG	RPE	EME			
X	CHUKESE	KRK- 2204	29	04/07/14	6392	3MON	10		X										6 Counseling 11 Services 0 Contact-Personal 0 Contact-Telephone 1 Transportation 44 Other Special Services 0 Meals	4/9/2014
																			Client was informed of services she may receive through GLSC, however, exited before she ever had anything in place she exited to her aunts house,	
X	CHAMORRO	RVC-826-5	49	04/29/14	5589	0	0		X	X								18 Counseling 40 Services 0 Contact-Personal 0 Contact-Telephone 34 Transportation 29 Other Special Services 24 Meals	4/29/2014	
																			Client is a 5X repeater. She was taken to GLSC to file for TPO. Her documents are just pending the signature of a judge. She however asked to go to a family emergency however did not return upon curfew, she was evicted for no call no show.	
X	CHAMORRO	VT-1640-3	31	05/04/14 05/26/14	0376	12	9		X	X								17 Counseling 65 Services 10 Contact-Personal 41 Transportation 49 Other Special Services 30 Meals	5/28/2014	
																			Client initially came in, on 5/4/2014 applied for TPO @ GLSC-DC but declined to sign, left shelter 5/13/2014. Returned on 5/26 and departed again on 5/28.	

CATHOLIC SOCIAL SERVICE
 FAMILY VIOLENCE SHELTER
 POPULATION CATEGORY
 ANNUAL REPORT FY 2014

US CITIZEN YES NO	ETHNICITY	INITIALS AND CASE NO.	AGE	DATE OF ADMISSIONS	SOCIAL SECURITY NUMBER	AGE OF CHILDREN		ABUSE					SITUATION PRG RPE EME	SPECIAL SERVICES	DATE OF DEPARTURE		
						BOYS	GIRLS	PHY	EMO	M	S	D				C	SP
X	PALAUAN	TT-2205	25	05/08/14	5112	0	0	X							X	1 Counseling 2 Services 0 Contact-Personal 2 Transportation 0 Other Special Services 0 Meals Client utilized the shelter for a temporary safe haven. She exited the shelter on 5/8/2014	5-8/2014
X	CAUCASIAN	SR-2206	36	05/19/14	8634	0	0	X			X				X	9 Counseling 23 Services 33 Contact-Personal 14 Transportation 20 Other Special Services 17 Meals Client applied for TPO @ PDSC and was granted one.	5/29/2014
X	CHUUKESE	FM-2207	41	05/25/14	722	0	0	X							X	4 Counseling 3 Services 0 Contact-Personal 2 Transportation 20 Other Special Services 4 Meals Did not feel there was a need to apply for a TPO she exited the shelter on 5/27/2014	5/27/2014

CATHOLIC SOCIAL SERVICE
 FAMILY VIOLENCE SHELTER
 POPULATION CATEGORY
 ANNUAL REPORT FY 2014

US CITIZEN YES	NO	ETHNICITY	INITIALS AND CASE NO.	AGE	DATE OF ADMISSIONS	SOCIAL SECURITY NUMBER	AGE OF CHILDREN		ABUSE		MARITAL STATUS					SITUATION PKG. RPE. EME	SPECIAL SERVICES	DATE OF DEPARTURE
							BOYS	GIRLS	PHY	EMO	M	S	D	C	SP			
	X	CHUCKES	VR2208	36	06/08/14	8062	10	12	X						X	4 Counseling 8 Services 4 Contact-Personal 2 Transportation 41 Other Special Services 17 Meals	6/9/2014	
																Client departed the shelter the next day without applying TPO		
X		CHAMORRO	CM2209	30	06/08/14	9714		3	X						X	7 Counseling 17 Services 0 Contact-Personal 1 Transportation 16 Other Special Services 2 Meals	6/15/2014	
																Client departed the shelter without any TPO or PO.		
X		CHAMORRO	PT2210	24	06/27/14	3707			X					X	20 Counseling 28 Services 7 Contact-Personal 17 Transportation 34 Other Special Services 26 Meals	7/12/2014		
																Applied for a TPO through GLSC-DC and was granted one. She exited the shelter on 7/12/2014. Exited to family		

CATHOLIC SOCIAL SERVICE
 FAMILY VIOLENCE SHELTER
 POPULATION CATEGORY
 ANNUAL REPORT FY 2014

US CITIZEN YES	ETHNICITY	INITIALS AND CASE NO.	AGE	DATE OF ADMISSIONS	SOCIAL SECURITY NUMBER	AGE OF CHILDREN		ABUSE		MARITAL STATUS					SITUATION			SPECIAL SERVICES	DATE OF DEPARTURE		
						BOYS	GIRLS	PHY	EMO	M	S	D	C	SP	PRG	RPE	EMF				
X	CHAMORRO	AR2211	40	06/30/14	9433		8	14		X										13 Counseling 52 Services 0 Contact-Personal 1 Transportation 35 Other Special Services 0 Meals Client exited the shelter on 7/16/2014 and did not want nor seek any other services. Exited to Family members	7/16/2014
X	CHAMORRO	JAR2212	18	06/30/14	4811					X										2 Counseling 18 Services 0 Contact-Personal 1 Transportation 0 Other Special Services 0 Meals Client exited the shelter on 7/16/2014 and did not want nor seek any other services. Exited to family members	7/16/2014
X	CHAMORRO	AB2214	19	07/17/14	1073					X										1 Counseling 1 Services 1 Contact-Personal 2 Transportation 17 Other Special Services 1 Meals Client exited the shelter on 7/16/2014 and did not want nor seek any other services. Exited to family members	7/17/2014
																				Sought shelter and exited the same day.	

CATHOLIC SOCIAL SERVICE
 FAMILY VIOLENCE SHELTER
 POPULATION CATEGORY
 ANNUAL REPORT FY 2014

US CITIZEN YES	ETHNICITY	INITIALS AND CASE NO.	AGE	DATE OF ADMISSIONS	SOCIAL SECURITY NUMBER	AGE OF CHILDREN		ABUSE		MARITAL STATUS					SITUATION			SPECIAL SERVICES	DATE OF DEPARTURE	
						BOYS	GIRLS	PHY	EMO	M	S	D	C	SP	PRG	RPE	EME			
X	CHAMORRO	YD2215	39	07/17/14	5333			X	X										1 Counseling 2 Services 0 Contact-Personal 1 Transportation 19 Other Special Services 4 Meals	7/18/2014
																			Sought shelter and exited the next day.	
X	CHAMORRO	JP2157-1	20	07/17/14	4016	1 11	1 11	X					X						1 Counseling 5 Services 0 Contact-Personal 1 Transportation 15 Other Special Services 6 Meals	7/18/2014
																			Sought shelter and exited the next day.	
X	CHAMORRO	KB2213	51	07/04/14	2213			X	X										15 Counseling 118 Services 7 Contact-Personal 60 Transportation 54 Other Special Services 88 Meals	8/29/2014
																			Client transition to a new home through Veteran Affairs.	

CATHOLIC SOCIAL SERVICE
 FAMILY VIOLENCE SHELTER
 POPULATION CATEGORY
 ANNUAL REPORT FY 2014

US CITIZEN YES	US CITIZEN NO	ETHNICITY	INITIALS AND CASE NO.	AGE	DATE OF ADMISSIONS	SOCIAL SECURITY NUMBER	AGE OF CHILDREN		ABUSE PHY EMO	MARITAL STATUS			SITUATION			SPECIAL SERVICES	DATE OF DEPARTURE
							BOYS	GIRLS		M	S	D	C	SP	PRG		
	X	PALAUAN	DV-2216	49	8/7/21014	3122	8		X							0 Counseling 1 Services 0 Contact-Personal 0 Transportation 0 Other Special Services 2 Meals	8/7/2014
	X	CHUKESE	EM-2217	30	08/11/14	3370		6 1 6 MONS	X		X					6 Counseling 200 Services 112 Contact-Personal 75 Transportation 149 Other Special Services 137 Meals	9/12/2014
	X	JAPANESE	MM-2218	32	08/11/14	N/A			X							6 Counseling 20 Services 2 Contact-Personal 7 Transportation 14 Other Special Services 16 Meals	8/25/2014
																Client received the all clear to returned safely back home.	

CATHOLIC SOCIAL SERVICE
 FAMILY VIOLENCE SHELTER
 POPULATION CATEGORY
 ANNUAL REPORT FY 2014

US CITIZEN YES	CITIZEN NO	INITIALS AND CASE NO	AGE	DATE OF ADMISSIONS	SOCIAL SECURITY NUMBER	AGE OF CHILDREN		ABUSE PHY EMO	MARRITAL STATUS					SITUATION			SPECIAL SERVICES	DATE OF DEPARTURE	
						BOYS	GIRLS		M	S	D	C	SP	PRG	RPE	EME			
	X	PB-2221	88	08/30/14	NA			X										0 Counseling 0 Services 0 Contact-Personal 1 Transportation 0 Other Special Services 2 Meals Client is a widow was taken in for a Homeless case, and exited the next day to Philippine Consult	8-31-2014
	X	TI1874-2	31	07/01/14	4877	7	7	X				X						49 Counseling 708 Services 38 Contact-Personal 84 Transportation 214 Other Special Services 192 Meals	
X		CT-2165-1	38	08/13/14	5129			X					X					22 Counseling 73 Services 115 Contact-Personal 23 Transportation 56 Other Special Services 19 Meals	

CATHOLIC SOCIAL SERVICE
 FAMILY VIOLENCE SHELTER
 POPULATION CATEGORY
 ANNUAL REPORT FY 2014

US CITIZEN YES	ETHNICITY	INITIALS AND CASE NO.	AGE	DATE OF ADMISSIONS	SOCIAL SECURITY NUMBER	AGE OF CHILDREN		ABUSE		MARITAL STATUS					SITUATION			SPECIAL SERVICES	DATE OF DEPARTURE	
						BOYS	GIRLS	PHY	EMO	M	S	D	C	SP	PRG	RPE	EME			
X	CHAMORRO	ML-2219	32	08/17/14	1717	16	12	X		X									17 Counseling 509 Services 22 Contact-Personal 217 Transportation 119 Other Special Services 297 Meals	
						14	11													
							9													
							8													
							6													
X	CHUUKESE	JS-2083-1	32	08/24/14	NA	6	1	X		X									12 Counseling 124 Services 1 Contact-Personal 6 Transportation 82 Other Special Services 359 Meals	
X	CHAMORRO	AB-2220	19	08/29/14	9787		3	X	X	X									9 Counseling 116 Services 11 Contact-Personal 27 Transportation 36 Other Special Services 57 Meals	
							1													

CATHOLIC SOCIAL SERVICE
 FAMILY VIOLENCE SHELTER
 POPULATION CATEGORY
 ANNUAL REPORT FY 2014


US CITIZEN YES	ETHNICITY	INITIALS AND CASE NO.	AGE	DATE OF ADMISSIONS	SOCIAL SECURITY NUMBER	AGE OF CHILDREN		ABUSE				MARITAL STATUS				SITUATION			SPECIAL SERVICES	DATE OF DEPARTURE
						BOYS	GRLS	PHY	EMO	M	S	D	C	SP	PRG	RPE	EME			
X	CAUCASIAN	RLG-2222	53	09/15/14	7093	17		X	X										4 Counseling 55 Services 64 Contact-Personal 22 Transportation 26 Other Special Services 126 Meals	
X	CHAMORRO	CGB-2223	60	09/18/14	6532	8				X									1 Counseling 47 Services 0 Contact-Personal 21 Transportation 12 Other Special Services 25 Meals	
X	POHNAPEIAN	EP-2197-1	26	09/23/14	8427		7 10MONS		X										1 Counseling 40 Services 1 Contact-Personal 16 Transportation 31 Other Special Services 58 Meals	

CATHOLIC SOCIAL SERVICE
 FAMILY VIOLENCE SHELTER
 POPULATION CATEGORY
 ANNUAL REPORT FY 2014

MARITAL STATUS TOTALS:

TOTAL NUMBER OF WOMEN:	48	SINGLE	24	COMMONLAW SEPARATED	5
TOTAL NUMBER OF CHILDREN:	79	MARRIED	13	NOT INDICATED	1
		DIVORCE	5		0

TOTAL NUMBER OF REPEATERS =	11	BOYS	39	GIRLS	40	EMERGENCY =	48
PHYSICAL =	16					PREGNANT =	2
BOTH (PHYSICAL/EMOTIONAL) =	17					RAPED =	3
EMOTIONAL =	15					NOT INDICATED =	0
NOT INDICATED =	0						


 Paula Perez
 Program Manager

**FY-2014 EXPENDITURE REPORT
CATHOLIC SOCIAL SERVICE
ALEE (ADULT)**

FOR THE MONTH ENDING: OCTOBER 31, 2013

PERSONNEL & BENEFITS COSTS (110/111)	ADMINISTRATIVE COSTS		SERVICE EXPENDITURES		TOTAL	
	CURRENT	CUMULATIVE	CURRENT	CUMULATIVE	CURRENT	Y-T-D CUMULATIVE
Salaries	\$ 2,374.90	\$ 2,374.90	\$ 14,174.40	\$ 14,174.40	\$ 16,549.30	\$ 16,549.30
FICA	\$ 196.83	\$ 196.83	\$ 1,084.35	\$ 1,084.35	\$ 1,281.18	\$ 1,281.18
Health & Welfare		\$ -		\$ -	\$ -	\$ -
H & W FICA		\$ -		\$ -	\$ -	\$ -
Subtotal (110/111)	\$ 2,571.73	\$ 2,571.73	\$ 15,258.75	\$ 15,258.75	\$ 17,830.48	\$ 17,830.48
TRAVEL (220)						
Local Mileage		\$ -		\$ -	\$ -	\$ -
		\$ -		\$ -	\$ -	\$ -
Sub Total (220)	\$ -	\$ -	\$ -	\$ -	\$ -	\$ -
CONTRACTUAL (230)						
Equipment Maintenance	\$ 223.06	\$ 223.06	\$ 208.33	\$ 208.33	\$ 431.39	\$ 431.39
Lease Equipment	\$ 31.50	\$ 31.50	\$ 62.50	\$ 62.50	\$ 94.00	\$ 94.00
Building Rent	\$ 545.23	\$ 545.23	\$ 2,238.00	\$ 2,238.00	\$ 2,783.23	\$ 2,783.23
Staff Certification/Training		\$ -	\$ 64.57	\$ 64.57	\$ 64.57	\$ 64.57
Drug Testing		\$ -		\$ -	\$ -	\$ -
Payroll Fee		\$ -	\$ 60.00	\$ 60.00	\$ 60.00	\$ 60.00
Insurance	\$ 156.00	\$ 156.00		\$ -	\$ 156.00	\$ 156.00
Printing		\$ -		\$ -	\$ -	\$ -
Audit		\$ -		\$ -	\$ -	\$ -
Trash Removal	\$ 45.20	\$ 45.20	\$ 350.80	\$ 350.80	\$ 396.00	\$ 396.00
Workman's Compensation		\$ -	\$ 63.33	\$ 63.33	\$ 63.33	\$ 63.33
Client Survey		\$ -		\$ -	\$ -	\$ -
		\$ -		\$ -	\$ -	\$ -
		\$ -		\$ -	\$ -	\$ -
		\$ -		\$ -	\$ -	\$ -
Subtotal (230)	\$ 1,000.99	\$ 1,000.99	\$ 3,347.53	\$ 3,347.53	\$ 4,048.52	\$ 4,048.52
SUPPLIES AND MATERIALS (240)						
Office Supplies	\$ 20.39	\$ 20.39	\$ 31.00	\$ 31.00	\$ 51.39	\$ 51.39
Household Supplies		\$ -		\$ -	\$ -	\$ -
Food		\$ -	\$ 250.00	\$ 250.00	\$ 250.00	\$ 250.00
Fuel		\$ -	\$ 250.00	\$ 250.00	\$ 250.00	\$ 250.00
Subtotal (240)	\$ 20.39	\$ 20.39	\$ 531.00	\$ 531.00	\$ 551.39	\$ 551.39
EQUIPMENT (250) (under \$5000.00)						
		\$ -		\$ -	\$ -	\$ -
		\$ -		\$ -	\$ -	\$ -
Subtotal (250)	\$ -	\$ -	\$ -	\$ -	\$ -	\$ -
MISCELLANEOUS (290)						
		\$ -		\$ -	\$ -	\$ -
		\$ -		\$ -	\$ -	\$ -
Subtotal (290)	\$ -	\$ -	\$ -	\$ -	\$ -	\$ -
UTILITIES (360)						
Power	\$ 171.18	\$ 171.18	\$ 1,028.24	\$ 1,028.24	\$ 1,199.42	\$ 1,199.42
Water	\$ 14.52	\$ 14.52		\$ -	\$ 14.52	\$ 14.52
Telephone/Facsimile	\$ 115.42	\$ 115.42		\$ -	\$ 115.42	\$ 115.42
Subtotal (360)	\$ 301.12	\$ 301.12	\$ 1,028.24	\$ 1,028.24	\$ 1,329.36	\$ 1,329.36
CAPITAL OUTLAY (450) (over \$5000.00)						
		\$ -		\$ -	\$ -	\$ -
		\$ -		\$ -	\$ -	\$ -
Subtotal (450)	\$ -	\$ -	\$ -	\$ -	\$ -	\$ -
GRAND TOTAL	\$ 2,894.23	\$ 2,894.23	\$ 15,863.59	\$ 15,863.59	\$ 23,758.76	\$ 23,758.76

**FY-2014 EXPENDITURE REPORT
CATHOLIC SOCIAL SERVICE
ALEE SHELTER (CHILDREN)**

FOR THE MONTH ENDING: OCTOBER 31, 2013

PERSONNEL & BENEFITS COSTS (110/111)	ADMINISTRATIVE COSTS		SERVICE EXPENDITURES		TOTAL	
	CURRENT	CUMULATIVE	CURRENT	CUMULATIVE	CURRENT	Y-T-D CUMULATIVE
Salaries	\$ 2,714.18	\$ 2,714.18	\$ 15,144.77	\$ 15,144.77	\$ 17,858.95	\$ 17,858.95
FICA	\$ 224.84	\$ 224.84	\$ 1,689.52	\$ 1,689.52	\$ 1,914.36	\$ 1,914.36
Health & Welfare		\$ -		\$ -	\$ -	\$ -
H & W FICA		\$ -		\$ -	\$ -	\$ -
Subtotal (110/111)	\$ 2,939.02	\$ 2,939.02	\$ 16,834.29	\$ 16,834.29	\$ 19,773.31	\$ 19,773.31
TRAVEL (220)						
Local Mileage		\$ -		\$ -	\$ -	\$ -
Sub Total (220)	\$ -	\$ -	\$ -	\$ -	\$ -	\$ -
CONTRACTUAL (230)						
Equipment Maintenance	\$ 254.89	\$ 254.89		\$ -	\$ 254.89	\$ 254.89
Lease Equipment	\$ 36.00	\$ 36.00		\$ -	\$ 36.00	\$ 36.00
Building Rent	\$ 623.12	\$ 623.12	\$ 2,200.00	\$ 2,200.00	\$ 2,823.12	\$ 2,823.12
Staff Certification/Training		\$ -	\$ 184.57	\$ 184.57	\$ 184.57	\$ 184.57
Drug Testing		\$ -		\$ -	\$ -	\$ -
Payroll Fee		\$ -		\$ -	\$ -	\$ -
Insurance	\$ 178.29	\$ 178.29		\$ -	\$ 178.29	\$ 178.29
Printing		\$ -		\$ -	\$ -	\$ -
Audit		\$ -		\$ -	\$ -	\$ -
Trash Removal	\$ 51.65	\$ 51.65		\$ -	\$ 51.65	\$ 51.65
Workman's Compensation		\$ -		\$ -	\$ -	\$ -
Building Maintenance		\$ -		\$ -	\$ -	\$ -
		\$ -		\$ -	\$ -	\$ -
		\$ -		\$ -	\$ -	\$ -
Subtotal (230)	\$ 1,143.95	\$ 1,143.95	\$ 2,384.57	\$ 2,384.57	\$ 3,528.52	\$ 3,528.52
SUPPLIES AND MATERIALS (240)						
Office Supplies	\$ 23.31	\$ 23.31	\$ 31.00	\$ 31.00	\$ 54.31	\$ 54.31
Household Supplies		\$ -		\$ -	\$ -	\$ -
Food		\$ -	\$ 350.00	\$ 350.00	\$ 350.00	\$ 350.00
Fuel		\$ -	\$ 350.00	\$ 350.00	\$ 350.00	\$ 350.00
Subtotal (240)	\$ 23.31	\$ 23.31	\$ 731.00	\$ 731.00	\$ 754.31	\$ 754.31
EQUIPMENT (250) (under \$5000.00)						
		\$ -		\$ -	\$ -	\$ -
Subtotal (250)	\$ -	\$ -	\$ -	\$ -	\$ -	\$ -
MISCELLANEOUS (290)						
Mixcellaneous		\$ -	\$ 208.00	\$ 208.00	\$ 208.00	\$ 208.00
		\$ -		\$ -	\$ -	\$ -
Subtotal (290)	\$ -	\$ -	\$ 208.00	\$ 208.00	\$ 208.00	\$ 208.00
UTILITIES (360)						
Power	\$ 195.63	\$ 195.63	\$ 1,103.28	\$ 1,103.28	\$ 1,298.91	\$ 1,298.91
Water	\$ 16.59	\$ 16.59	\$ 89.39	\$ 89.39	\$ 105.98	\$ 105.98
Telephone/Facsimile	\$ 131.91	\$ 131.91	\$ 168.48	\$ 168.48	\$ 300.39	\$ 300.39
Subtotal (360)	\$ 344.13	\$ 344.13	\$ 1,361.15	\$ 1,361.15	\$ 1,705.28	\$ 1,705.28
CAPITAL OUTLAY (450) (over \$5000.00)						
		\$ -		\$ -	\$ -	\$ -
Subtotal (450)	\$ -	\$ -	\$ -	\$ -	\$ -	\$ -
GRAND TOTAL	\$ 4,456.47	\$ 4,456.47	\$ 21,519.31	\$ 21,519.31	\$ 25,289.43	\$ 25,289.43

**FY-2014 EXPENDITURE REPORT
CATHOLIC SOCIAL SERVICE
ALEE (ADULT)**

FOR THE MONTH ENDING: NOVEMBER 30, 2013

PERSONNEL & BENEFITS COSTS (110/111)	ADMINISTRATIVE COSTS		SERVICE EXPENDITURES		TOTAL	
	CURRENT	CUMULATIVE	CURRENT	CUMULATIVE	CURRENT	Y-T-D CUMULATIVE
Salaries	\$ 2,374.90	\$ 4,749.80	\$ 6,657.12	\$ 20,831.52	\$ 9,032.02	\$ 25,581.32
FICA	\$ 196.83	\$ 393.66	\$ 455.73	\$ 1,540.08	\$ 652.56	\$ 1,933.74
Health & Welfare		\$ -		\$ -	\$ -	\$ -
H & W FICA		\$ -		\$ -	\$ -	\$ -
Subtotal (110/111)	\$ 2,571.73	\$ 5,143.46	\$ 7,112.85	\$ 22,371.60	\$ 9,684.58	\$ 27,515.06
TRAVEL (220)						
Local Mileage		\$ -		\$ -	\$ -	\$ -
		\$ -		\$ -	\$ -	\$ -
Sub Total (220)	\$ -	\$ -	\$ -	\$ -	\$ -	\$ -
CONTRACTUAL (230)						
Equipment Maintenance	\$ 223.06	\$ 446.12	\$ 208.33	\$ 416.66	\$ 431.39	\$ 862.78
Lease Equipment	\$ 31.50	\$ 63.00	\$ 62.50	\$ 125.00	\$ 94.00	\$ 188.00
Building Rent	\$ 545.23	\$ 1,090.46		\$ -	\$ 545.23	\$ 1,090.46
Staff Certification/Training		\$ -	\$ 83.57	\$ 148.14	\$ 83.57	\$ 148.14
Drug Testing		\$ -		\$ -	\$ -	\$ -
Payroll Fee		\$ -	\$ 60.00	\$ 120.00	\$ 60.00	\$ 120.00
Insurance	\$ 156.00	\$ 312.00	\$ 938.00	\$ 1,583.87	\$ 1,094.00	\$ 1,895.87
Printing		\$ -		\$ -	\$ -	\$ -
Audit		\$ -		\$ -	\$ -	\$ -
Trash Removal	\$ 45.20	\$ 90.40	\$ 371.41	\$ 722.21	\$ 416.61	\$ 812.61
Workman's Compensation		\$ -		\$ 1,400.00	\$ -	\$ 1,400.00
Building Maintenance		\$ -		\$ -	\$ -	\$ -
		\$ -		\$ -	\$ -	\$ -
		\$ -		\$ -	\$ -	\$ -
		\$ -		\$ -	\$ -	\$ -
Subtotal (230)	\$ 1,000.99	\$ 2,001.98	\$ 1,723.81	\$ 4,515.88	\$ 2,724.80	\$ 6,517.86
SUPPLIES AND MATERIALS (240)						
Office Supplies	\$ 20.39	\$ 40.78	\$ 37.73	\$ 68.73	\$ 58.12	\$ 109.51
Household Supplies		\$ -		\$ -	\$ -	\$ -
Food		\$ -	\$ 500.00	\$ 750.00	\$ 500.00	\$ 750.00
Fuel		\$ -	\$ 250.00	\$ 500.00	\$ 250.00	\$ 500.00
Subtotal (240)	\$ 20.39	\$ 40.78	\$ 787.73	\$ 1,318.73	\$ 808.12	\$ 1,359.51
EQUIPMENT (250) (under \$5000.00)						
		\$ -		\$ -	\$ -	\$ -
		\$ -		\$ -	\$ -	\$ -
Subtotal (250)	\$ -	\$ -	\$ -	\$ -	\$ -	\$ -
MISCELLANEOUS (290)						
		\$ -		\$ -	\$ -	\$ -
		\$ -		\$ -	\$ -	\$ -
Subtotal (290)	\$ -	\$ -	\$ -	\$ -	\$ -	\$ -
UTILITIES (360)						
Power	\$ 171.18	\$ 342.36	\$ 1,056.81	\$ 2,113.62	\$ 1,227.99	\$ 2,455.98
Water	\$ 14.52	\$ 29.04	\$ 250.54	\$ 375.81	\$ 265.06	\$ 404.85
Telephone/Facsimile	\$ 115.42	\$ 230.84	\$ 203.24	\$ 304.86	\$ 318.66	\$ 535.70
Subtotal (360)	\$ 301.12	\$ 602.24	\$ 1,510.59	\$ 2,794.29	\$ 1,811.71	\$ 3,396.53
CAPITAL OUTLAY (450) (over \$5000.00)						
		\$ -		\$ -	\$ -	\$ -
		\$ -		\$ -	\$ -	\$ -
Subtotal (450)	\$ -	\$ -	\$ -	\$ -	\$ -	\$ -
GRAND TOTAL	\$ 3,894.23	\$ 7,788.46	\$ 11,134.98	\$ 31,000.50	\$ 15,029.21	\$ 38,788.96

**FY-2014 EXPENDITURE REPORT
CATHOLIC SOCIAL SERVICE
ALEE SHELTER (CHILDREN)**

FOR THE MONTH ENDING: NOVEMBER 30, 2013

PERSONNEL & BENEFITS COSTS (110/111)	ADMINISTRATIVE COSTS		SERVICE EXPENDITURES		TOTAL	
	CURRENT	CUMULATIVE	CURRENT	CUMULATIVE	CURRENT	Y-T-D CUMULATIVE
Salaries	\$ 2,714.18	\$ 5,428.36	\$ 22,388.13	\$ 38,063.87	\$ 25,102.31	\$ 43,492.23
FICA	\$ 224.84	\$ 449.68	\$ 1,602.54	\$ 2,761.09	\$ 1,827.38	\$ 3,210.77
Health & Welfare		\$ -		\$ -	\$ -	\$ -
H & W FICA		\$ -		\$ -	\$ -	\$ -
Subtotal (110/111)	\$ 2,939.02	\$ 5,878.04	\$ 23,990.67	\$ 40,824.96	\$ 26,929.69	\$ 46,703.00
TRAVEL (220)						
Local Mileage		\$ -		\$ -	\$ -	\$ -
		\$ -		\$ -	\$ -	\$ -
Sub Total (220)	\$ -	\$ -	\$ -	\$ -	\$ -	\$ -
CONTRACTUAL (230)						
Equipment Maintenance	\$ 254.89	\$ 509.78		\$ -	\$ 254.89	\$ 509.78
Lease Equipment	\$ 36.00	\$ 72.00		\$ -	\$ 36.00	\$ 72.00
Building Rent	\$ 623.12	\$ 1,246.24	\$ 2,200.00	\$ 4,400.00	\$ 2,823.12	\$ 5,646.24
Staff Certification/Training		\$ -	\$ 19.00	\$ 203.57	\$ 19.00	\$ 203.57
Drug Testing				\$ -	\$ -	\$ -
Payroll Fee		\$ -	\$ 118.84	\$ 118.84	\$ 118.84	\$ 118.84
Insurance	\$ 178.29	\$ 356.58		\$ -	\$ 178.29	\$ 356.58
Printing		\$ -		\$ -	\$ -	\$ -
Audit		\$ -		\$ -	\$ -	\$ -
Trash Removal	\$ 51.65	\$ 103.30		\$ -	\$ 51.65	\$ 103.30
Workman's Compensation		\$ -	\$ 1,600.00	\$ 1,600.00	\$ 1,600.00	\$ 1,600.00
Building Maintenance		\$ -		\$ -	\$ -	\$ -
		\$ -		\$ -	\$ -	\$ -
		\$ -		\$ -	\$ -	\$ -
		\$ -		\$ -	\$ -	\$ -
Subtotal (230)	\$ 1,143.95	\$ 2,287.90	\$ 3,937.84	\$ 6,322.41	\$ 5,081.79	\$ 8,610.31
SUPPLIES AND MATERIALS (240)						
Office Supplies	\$ 23.31	\$ 46.62	\$ 37.73	\$ 68.73	\$ 61.04	\$ 115.35
Household Supplies		\$ -		\$ -	\$ -	\$ -
Food		\$ -	\$ 521.33	\$ 871.33	\$ 521.33	\$ 871.33
Fuel		\$ -	\$ 250.00	\$ 600.00	\$ 250.00	\$ 600.00
Subtotal (240)	\$ 23.31	\$ 46.62	\$ 809.06	\$ 1,540.06	\$ 832.37	\$ 1,586.68
EQUIPMENT (250) (under \$5000.00)						
		\$ -		\$ -	\$ -	\$ -
		\$ -		\$ -	\$ -	\$ -
Subtotal (250)	\$ -	\$ -	\$ -	\$ -	\$ -	\$ -
MISCELLANEOUS (290)						
Miscellaneous		\$ -		\$ 208.00	\$ -	\$ 208.00
		\$ -		\$ -	\$ -	\$ -
		\$ -		\$ -	\$ -	\$ -
Subtotal (290)	\$ -	\$ -	\$ -	\$ 208.00	\$ -	\$ 208.00
UTILITIES (360)						
Power	\$ 195.63	\$ 391.26	\$ 1,135.93	\$ 2,239.21	\$ 1,331.56	\$ 2,630.47
Water	\$ 16.59	\$ 33.18	\$ 89.39	\$ 178.78	\$ 105.98	\$ 211.96
Telephone/Facsimile	\$ 131.91	\$ 263.82	\$ 286.66	\$ 455.14	\$ 418.57	\$ 718.96
Subtotal (360)	\$ 344.13	\$ 688.26	\$ 1,511.98	\$ 2,873.13	\$ 1,856.11	\$ 3,561.39
CAPITAL OUTLAY (450) (over \$5000.00)						
		\$ -		\$ -	\$ -	\$ -
		\$ -		\$ -	\$ -	\$ -
Subtotal (450)	\$ -	\$ -	\$ -	\$ -	\$ -	\$ -
GRAND TOTAL	\$ 4,450.41	\$ 8,900.82	\$ 30,249.55	\$ 51,768.56	\$ 34,699.96	\$ 60,669.38

**FY-2014 EXPENDITURE REPORT
CATHOLIC SOCIAL SERVICE
ALEE (ADULT)**

FOR THE MONTH ENDING: DECEMBER 31, 2013

PERSONNEL & BENEFITS COSTS (110/111)	ADMINISTRATIVE COSTS		SERVICE EXPENDITURES		TOTAL	
	CURRENT	CUMULATIVE	CURRENT	CUMULATIVE	CURRENT	Y-T-D CUMULATIVE
Salaries	\$ 2,374.90	\$ 7,124.70	\$ 18,542.46	\$ 39,373.98	\$ 20,917.36	\$ 46,498.68
FICA	\$ 196.83	\$ 590.49	\$ 1,818.60	\$ 3,358.68	\$ 2,015.43	\$ 3,949.17
Health & Welfare		\$ -		\$ -	\$ -	\$ -
H & W FICA		\$ -		\$ -	\$ -	\$ -
Subtotal (110/111)	\$ 2,571.73	\$ 7,715.19	\$ 20,361.06	\$ 42,732.66	\$ 22,932.79	\$ 50,447.85
TRAVEL (220)						
Local Mileage		\$ -		\$ -	\$ -	\$ -
		\$ -		\$ -	\$ -	\$ -
Sub Total (220)	\$ -	\$ -	\$ -	\$ -	\$ -	\$ -
CONTRACTUAL (230)						
Equipment Maintenance	\$ 223.06	\$ 669.18		\$ 416.66	\$ 223.06	\$ 1,085.84
Lease Equipment	\$ 31.50	\$ 94.50		\$ 125.00	\$ 31.50	\$ 219.50
Building Rent	\$ 545.23	\$ 1,635.69		\$ -	\$ 545.23	\$ 1,635.69
Staff Certification/Training		\$ -	\$ 2.51	\$ 150.65	\$ 2.51	\$ 150.65
Drug Testing		\$ -		\$ -	\$ -	\$ -
Payroll Fee		\$ -	\$ 187.86	\$ 307.86	\$ 187.86	\$ 307.86
Insurance	\$ 156.00	\$ 468.00		\$ 1,583.87	\$ 156.00	\$ 2,051.87
Printing		\$ -		\$ -	\$ -	\$ -
Audit		\$ -		\$ -	\$ -	\$ -
Trash Removal	\$ 45.20	\$ 135.60		\$ 722.21	\$ 45.20	\$ 857.81
Workman's Compensation		\$ -		\$ 1,400.00	\$ -	\$ 1,400.00
Building Maintenance		\$ -		\$ -	\$ -	\$ -
		\$ -		\$ -	\$ -	\$ -
		\$ -		\$ -	\$ -	\$ -
Subtotal (230)	\$ 1,000.99	\$ 3,002.97	\$ 190.37	\$ 4,706.25	\$ 1,191.36	\$ 7,709.22
SUPPLIES AND MATERIALS (240)						
Office Supplies	\$ 20.39	\$ 61.17		\$ 68.73	\$ 20.39	\$ 129.90
Household Supplies		\$ -		\$ -	\$ -	\$ -
Food		\$ -		\$ 750.00	\$ -	\$ 750.00
Fuel		\$ -	\$ 250.00	\$ 750.00	\$ 250.00	\$ 750.00
Subtotal (240)	\$ 20.39	\$ 61.17	\$ 250.00	\$ 1,568.73	\$ 270.39	\$ 1,629.90
EQUIPMENT (250) (under \$5000.00)						
		\$ -		\$ -	\$ -	\$ -
		\$ -		\$ -	\$ -	\$ -
Subtotal (250)	\$ -	\$ -	\$ -	\$ -	\$ -	\$ -
MISCELLANEOUS (290)						
		\$ -		\$ -	\$ -	\$ -
		\$ -		\$ -	\$ -	\$ -
Subtotal (290)	\$ -	\$ -	\$ -	\$ -	\$ -	\$ -
UTILITIES (360)						
Power	\$ 171.18	\$ 513.54		\$ 2,113.62	\$ 171.18	\$ 2,627.16
Water	\$ 14.52	\$ 43.56		\$ 375.81	\$ 14.52	\$ 419.37
Telephone/Facsimile	\$ 115.42	\$ 346.26	\$ 916.91	\$ 1,221.77	\$ 1,032.33	\$ 1,568.03
Subtotal (360)	\$ 301.12	\$ 903.36	\$ 916.91	\$ 3,711.20	\$ 1,218.03	\$ 4,614.56
CAPITAL OUTLAY (450) (over \$5000.00)						
		\$ -		\$ -	\$ -	\$ -
		\$ -		\$ -	\$ -	\$ -
Subtotal (450)	\$ -	\$ -	\$ -	\$ -	\$ -	\$ -
GRAND TOTAL	\$ 3,894.23	\$ 11,682.69	\$ 21,718.34	\$ 52,718.84	\$ 25,612.57	\$ 64,401.53

**FY-2014 EXPENDITURE REPORT
CATHOLIC SOCIAL SERVICE
ALEE SHELTER (CHILDREN)**

FOR THE MONTH ENDING: DECEMBER 31, 2013

PERSONNEL & BENEFITS COSTS (110/111)	ADMINISTRATIVE COSTS		SERVICE EXPENDITURES		TOTAL	
	CURRENT	CUMULATIVE	CURRENT	CUMULATIVE	CURRENT	Y-T-D CUMULATIVE
Salaries	\$ 2,714.18	\$ 8,142.54	\$ 13,685.36	\$ 51,749.23	\$ 16,399.54	\$ 59,891.77
FICA	\$ 224.84	\$ 674.52	\$ 1,001.07	\$ 3,762.16	\$ 1,225.91	\$ 4,436.68
Health & Welfare		\$ -		\$ -	\$ -	\$ -
H & W FICA		\$ -		\$ -	\$ -	\$ -
Subtotal (110/111)	\$ 2,939.02	\$ 8,817.06	\$ 14,686.43	\$ 55,511.39	\$ 17,625.45	\$ 64,328.45
TRAVEL (220)						
Local Mileage		\$ -		\$ -	\$ -	\$ -
Sub Total (220)	\$ -	\$ -	\$ -	\$ -	\$ -	\$ -
CONTRACTUAL (230)						
Equipment Maintenance	\$ 254.89	\$ 764.67	\$ 174.00	\$ 174.00	\$ 428.89	\$ 938.67
Lease Equipment	\$ 36.00	\$ 108.00	\$ 286.98	\$ 286.98	\$ 322.98	\$ 394.98
Building Rent	\$ 623.12	\$ 1,869.36	\$ 2,200.00	\$ 6,600.00	\$ 2,823.12	\$ 8,469.36
Staff Certification/Training		\$ -	\$ 2.51	\$ 206.08	\$ 2.51	\$ 206.08
Drug Testing		\$ -		\$ -	\$ -	\$ -
Payroll Fee		\$ -	\$ 117.28	\$ 236.12	\$ 117.28	\$ 236.12
Insurance	\$ 178.29	\$ 534.87	\$ 265.30	\$ 265.30	\$ 443.59	\$ 800.17
Printing		\$ -		\$ -	\$ -	\$ -
Audit		\$ -		\$ -	\$ -	\$ -
Trash Removal	\$ 51.65	\$ 154.95		\$ -	\$ 51.65	\$ 154.95
Workman's Compensation		\$ -		\$ 1,600.00	\$ -	\$ 1,600.00
Building Maintenance		\$ -		\$ -	\$ -	\$ -
		\$ -		\$ -	\$ -	\$ -
		\$ -		\$ -	\$ -	\$ -
Subtotal (230)	\$ 1,143.95	\$ 3,431.85	\$ 3,046.07	\$ 9,368.48	\$ 4,190.02	\$ 12,800.33
SUPPLIES AND MATERIALS (240)						
Office Supplies	\$ 23.31	\$ 69.93		\$ 68.73	\$ 23.31	\$ 138.66
Household Supplies		\$ -	\$ 10.00	\$ 10.00	\$ 10.00	\$ 10.00
Food		\$ -		\$ 871.33	\$ -	\$ 871.33
Fuel		\$ -	\$ 250.00	\$ 850.00	\$ 250.00	\$ 850.00
Subtotal (240)	\$ 23.31	\$ 69.93	\$ 260.00	\$ 1,800.06	\$ 283.31	\$ 1,869.99
EQUIPMENT (250) (under \$5000.00)						
		\$ -		\$ -	\$ -	\$ -
		\$ -		\$ -	\$ -	\$ -
Subtotal (250)	\$ -	\$ -	\$ -	\$ -	\$ -	\$ -
MISCELLANEOUS (290)						
Miscellaneous		\$ -		\$ 208.00	\$ -	\$ 208.00
		\$ -		\$ -	\$ -	\$ -
Subtotal (290)	\$ -	\$ -	\$ -	\$ 208.00	\$ -	\$ 208.00
UTILITIES (360)						
Power	\$ 195.63	\$ 586.89	\$ 1,272.13	\$ 3,511.34	\$ 1,467.76	\$ 4,098.23
Water	\$ 16.59	\$ 49.77	\$ 51.66	\$ 230.44	\$ 68.25	\$ 280.21
Telephone/Facsimile	\$ 131.91	\$ 395.73	\$ 349.90	\$ 805.04	\$ 481.81	\$ 1,200.77
Subtotal (360)	\$ 344.13	\$ 1,032.39	\$ 1,673.69	\$ 4,546.82	\$ 2,017.82	\$ 5,579.21
CAPITAL OUTLAY (450) (over \$5000.00)						
		\$ -		\$ -	\$ -	\$ -
		\$ -		\$ -	\$ -	\$ -
Subtotal (450)	\$ -	\$ -	\$ -	\$ -	\$ -	\$ -
GRAND TOTAL	\$ 4,450.41	\$ 13,351.23	\$ 19,668.19	\$ 71,434.75	\$ 24,116.60	\$ 84,785.98

**FY-2014 EXPENDITURE REPORT
CATHOLIC SOCIAL SERVICE
ALEE (ADULT)**

FOR THE MONTH ENDING: JANUARY 31, 2014

PERSONNEL & BENEFITS COSTS (110/111)	ADMINISTRATIVE COSTS		SERVICE EXPENDITURES		TOTAL	
	CURRENT	CUMULATIVE	CURRENT	CUMULATIVE	CURRENT	Y-T-D CUMULATIVE
Salaries	\$ 2,374.90	\$ 9,499.60	\$ 9,103.67	\$ 48,477.65	\$ 11,478.57	\$ 57,977.25
FICA	\$ 196.83	\$ 787.32	\$ 1,034.69	\$ 4,393.37	\$ 1,231.52	\$ 5,180.69
Health & Welfare		\$ -		\$ -	\$ -	\$ -
H & W FICA		\$ -		\$ -	\$ -	\$ -
Subtotal (110/111)	\$ 2,571.73	\$ 10,286.92	\$ 10,138.36	\$ 52,871.02	\$ 12,710.09	\$ 63,157.94
TRAVEL (220)						
Local Mileage		\$ -		\$ -	\$ -	\$ -
		\$ -		\$ -	\$ -	\$ -
Sub Total (220)	\$ -	\$ -	\$ -	\$ -	\$ -	\$ -
CONTRACTUAL (230)						
Equipment Maintenance	\$ 223.06	\$ 892.24	\$ 137.54	\$ 554.20	\$ 360.60	\$ 1,446.44
Lease Equipment	\$ 31.50	\$ 126.00		\$ 125.00	\$ 31.50	\$ 251.00
Building Rent	\$ 545.23	\$ 2,180.92		\$ -	\$ 545.23	\$ 2,180.92
Staff Certification/Training		\$ -		\$ 150.65	\$ -	\$ 150.65
Drug Testing		\$ -		\$ -	\$ -	\$ -
Payroll Fee		\$ -	\$ 53.60	\$ 361.46	\$ 53.60	\$ 361.46
Insurance	\$ 156.00	\$ 624.00		\$ 1,583.87	\$ 156.00	\$ 2,207.87
Printing		\$ -		\$ -	\$ -	\$ -
Audit		\$ -		\$ -	\$ -	\$ -
Trash Removal	\$ 45.20	\$ 180.80	\$ 346.58	\$ 1,068.79	\$ 391.78	\$ 1,249.59
Workman's Compensation		\$ -		\$ 1,400.00	\$ -	\$ 1,400.00
Building Maintenance		\$ -		\$ -	\$ -	\$ -
		\$ -		\$ -	\$ -	\$ -
		\$ -		\$ -	\$ -	\$ -
Subtotal (230)	\$ 1,000.99	\$ 4,003.96	\$ 537.72	\$ 5,243.97	\$ 1,538.71	\$ 9,247.93
SUPPLIES AND MATERIALS (240)						
Office Supplies	\$ 20.39	\$ 81.56		\$ 68.73	\$ 20.39	\$ 150.29
Household Supplies		\$ -	\$ 479.27	\$ 479.27	\$ 479.27	\$ 479.27
Food		\$ -	\$ 250.00	\$ 1,000.00	\$ 250.00	\$ 1,000.00
Fuel		\$ -	\$ 250.00	\$ 1,000.00	\$ 250.00	\$ 1,000.00
Subtotal (240)	\$ 20.39	\$ 81.56	\$ 979.27	\$ 2,548.00	\$ 999.66	\$ 2,629.56
EQUIPMENT (250) (under \$5000.00)						
		\$ -		\$ -	\$ -	\$ -
		\$ -		\$ -	\$ -	\$ -
Subtotal (250)	\$ -	\$ -	\$ -	\$ -	\$ -	\$ -
MISCELLANEOUS (290)						
		\$ -		\$ -	\$ -	\$ -
		\$ -		\$ -	\$ -	\$ -
Subtotal (290)	\$ -	\$ -	\$ -	\$ -	\$ -	\$ -
UTILITIES (360)						
Power	\$ 171.18	\$ 684.72	\$ 640.84	\$ 2,754.46	\$ 812.02	\$ 3,439.18
Water	\$ 14.52	\$ 58.08	\$ 80.17	\$ 455.98	\$ 94.69	\$ 514.06
Telephone/Facsimile	\$ 115.42	\$ 461.68	\$ 275.61	\$ 1,497.38	\$ 391.03	\$ 1,959.06
Subtotal (360)	\$ 301.12	\$ 1,204.48	\$ 996.62	\$ 4,707.82	\$ 1,297.74	\$ 5,912.30
CAPITAL OUTLAY (450) (over \$5000.00)						
		\$ -		\$ -	\$ -	\$ -
		\$ -		\$ -	\$ -	\$ -
Subtotal (450)	\$ -	\$ -	\$ -	\$ -	\$ -	\$ -
GRAND TOTAL	\$ 3,894.23	\$ 15,576.92	\$ 12,651.97	\$ 65,370.81	\$ 16,546.20	\$ 80,947.73

**FY-2014 EXPENDITURE REPORT
CATHOLIC SOCIAL SERVICE
ALEE SHELTER (CHILDREN)**

FOR THE MONTH ENDING: JANUARY 31, 2014

PERSONNEL & BENEFITS COSTS (110/111)	ADMINISTRATIVE COSTS		SERVICE EXPENDITURES		TOTAL	
	CURRENT	CUMULATIVE	CURRENT	CUMULATIVE	CURRENT	Y-T-D CUMULATIVE
Salaries	\$ 2,714.18	\$ 10,856.72	\$ 22,804.33	\$ 74,553.56	\$ 25,518.51	\$ 85,410.28
FICA	\$ 224.84	\$ 899.36	\$ 1,630.01	\$ 5,392.17	\$ 1,854.85	\$ 6,291.53
Health & Welfare		\$ -		\$ -	\$ -	\$ -
H & W FICA		\$ -		\$ -	\$ -	\$ -
Subtotal (110/111)	\$ 2,939.02	\$ 11,756.08	\$ 24,434.34	\$ 79,945.73	\$ 27,373.36	\$ 91,701.81
TRAVEL (220)						
Local Mileage		\$ -		\$ -	\$ -	\$ -
		\$ -		\$ -	\$ -	\$ -
Sub Total (220)	\$ -	\$ -	\$ -	\$ -	\$ -	\$ -
CONTRACTUAL (230)						
Equipment Maintenance	\$ 254.89	\$ 1,019.56		\$ 174.00	\$ 254.89	\$ 1,193.56
Lease Equipment	\$ 36.00	\$ 144.00		\$ 286.98	\$ 36.00	\$ 430.98
Building Rent	\$ 623.12	\$ 2,492.48	\$ 2,200.00	\$ 8,800.00	\$ 2,823.12	\$ 11,292.48
Staff Certification/Training		\$ -		\$ 206.08	\$ -	\$ 206.08
Drug Testing				\$ -	\$ -	\$ -
Payroll Fee		\$ -	\$ 61.26	\$ 297.38	\$ 61.26	\$ 297.38
Insurance	\$ 178.29	\$ 713.16		\$ 265.30	\$ 178.29	\$ 978.46
Printing		\$ -		\$ -	\$ -	\$ -
Audit		\$ -		\$ -	\$ -	\$ -
Trash Removal	\$ 51.65	\$ 206.60		\$ -	\$ 51.65	\$ 206.60
Workman's Compensation		\$ -		\$ 1,600.00	\$ -	\$ 1,600.00
Building Maintenance		\$ -		\$ -	\$ -	\$ -
		\$ -		\$ -	\$ -	\$ -
		\$ -		\$ -	\$ -	\$ -
		\$ -		\$ -	\$ -	\$ -
Subtotal (230)	\$ 1,143.95	\$ 4,575.80	\$ 2,261.26	\$ 11,629.74	\$ 3,405.21	\$ 16,205.54
SUPPLIES AND MATERIALS (240)						
Office Supplies	\$ 23.31	\$ 93.24		\$ 68.73	\$ 23.31	\$ 161.97
Household Supplies		\$ -	\$ 10.48	\$ 20.48	\$ 10.48	\$ 20.48
Food		\$ -	\$ 250.00	\$ 1,121.33	\$ 250.00	\$ 1,121.33
Fuel		\$ -	\$ 250.00	\$ 1,100.00	\$ 250.00	\$ 1,100.00
Subtotal (240)	\$ 23.31	\$ 93.24	\$ 510.48	\$ 2,310.54	\$ 533.79	\$ 2,403.78
EQUIPMENT (250) (under \$5000.00)						
		\$ -		\$ -	\$ -	\$ -
		\$ -		\$ -	\$ -	\$ -
Subtotal (250)	\$ -	\$ -	\$ -	\$ -	\$ -	\$ -
MISCELLANEOUS (290)						
Miscellaneous		\$ -		\$ 208.00	\$ -	\$ 208.00
		\$ -		\$ -	\$ -	\$ -
		\$ -		\$ -	\$ -	\$ -
Subtotal (290)	\$ -	\$ -	\$ -	\$ 208.00	\$ -	\$ 208.00
UTILITIES (360)						
Power	\$ 195.63	\$ 782.52	\$ 1,296.74	\$ 4,808.08	\$ 1,492.37	\$ 5,590.60
Water	\$ 16.59	\$ 66.36	\$ 46.14	\$ 276.58	\$ 62.73	\$ 342.94
Telephone/Facsimile	\$ 131.91	\$ 527.64	\$ 183.60	\$ 988.64	\$ 315.51	\$ 1,516.28
Subtotal (360)	\$ 344.13	\$ 1,376.52	\$ 1,526.48	\$ 6,073.30	\$ 1,870.61	\$ 7,449.82
CAPITAL OUTLAY (450) (over \$5000.00)						
		\$ -		\$ -	\$ -	\$ -
		\$ -		\$ -	\$ -	\$ -
Subtotal (450)	\$ -	\$ -	\$ -	\$ -	\$ -	\$ -
GRAND TOTAL	\$ 4,450.41	\$ 17,801.64	\$ 28,732.56	\$ 100,167.31	\$ 33,182.97	\$ 117,968.95

**FY-2014 EXPENDITURE REPORT
CATHOLIC SOCIAL SERVICE
ALEE (ADULT)**

FOR THE MONTH ENDING: FEBRUARY 28, 2014

PERSONNEL & BENEFITS COSTS (110/111)	ADMINISTRATIVE COSTS		SERVICE EXPENDITURES		TOTAL	
	CURRENT	CUMULATIVE	CURRENT	CUMULATIVE	CURRENT	Y-T-D CUMULATIVE
Salaries	\$ 2,374.90	\$ 11,874.50	\$ 11,065.49	\$ 59,543.14	\$ 13,440.39	\$ 71,417.64
FICA	\$ 196.83	\$ 984.15	\$ 1,263.47	\$ 5,656.84	\$ 1,460.30	\$ 6,640.99
Health & Welfare		\$ -		\$ -	\$ -	\$ -
H & W FICA		\$ -		\$ -	\$ -	\$ -
Subtotal (110/111)	\$ 2,571.73	\$ 12,858.65	\$ 12,328.96	\$ 65,199.98	\$ 14,900.69	\$ 78,058.63
TRAVEL (220)						
Local Mileage		\$ -		\$ -	\$ -	\$ -
		\$ -		\$ -	\$ -	\$ -
Sub Total (220)	\$ -	\$ -	\$ -	\$ -	\$ -	\$ -
CONTRACTUAL (230)						
Equipment Maintenance	\$ 223.06	\$ 1,115.30	\$ 249.57	\$ 803.77	\$ 472.63	\$ 1,919.07
Lease Equipment	\$ 31.50	\$ 157.50		\$ 125.00	\$ 31.50	\$ 282.50
Building Rent	\$ 545.23	\$ 2,726.15		\$ -	\$ 545.23	\$ 2,726.15
Staff Certification/Training		\$ -		\$ 150.65	\$ -	\$ 150.65
Drug Testing		\$ -		\$ -	\$ -	\$ -
Payroll Fee		\$ -	\$ 51.53	\$ 412.99	\$ 51.53	\$ 412.99
Insurance	\$ 156.00	\$ 780.00		\$ 1,583.87	\$ 156.00	\$ 2,363.87
Printing		\$ -		\$ -	\$ -	\$ -
Audit		\$ -		\$ -	\$ -	\$ -
Trash Removal	\$ 45.20	\$ 226.00	\$ 605.27	\$ 1,674.06	\$ 650.47	\$ 1,900.06
Workman's Compensation		\$ -		\$ 1,400.00	\$ -	\$ 1,400.00
Building Maintenance		\$ -		\$ -	\$ -	\$ -
		\$ -		\$ -	\$ -	\$ -
		\$ -		\$ -	\$ -	\$ -
		\$ -		\$ -	\$ -	\$ -
Subtotal (230)	\$ 1,000.99	\$ 5,004.95	\$ 906.37	\$ 6,150.34	\$ 1,907.36	\$ 11,155.29
SUPPLIES AND MATERIALS (240)						
Office Supplies	\$ 20.39	\$ 101.95	\$ 29.85	\$ 98.58	\$ 50.24	\$ 200.53
Household Supplies		\$ -		\$ 479.27	\$ -	\$ 479.27
Food		\$ -		\$ 1,000.00	\$ -	\$ 1,000.00
Fuel		\$ -	\$ 250.00	\$ 1,250.00	\$ 250.00	\$ 1,250.00
Subtotal (240)	\$ 20.39	\$ 101.95	\$ 279.85	\$ 2,827.85	\$ 300.24	\$ 2,929.80
EQUIPMENT (250) (under \$5000.00)						
		\$ -		\$ -	\$ -	\$ -
		\$ -		\$ -	\$ -	\$ -
Subtotal (250)	\$ -	\$ -	\$ -	\$ -	\$ -	\$ -
MISCELLANEOUS (290)						
		\$ -		\$ -	\$ -	\$ -
		\$ -		\$ -	\$ -	\$ -
Subtotal (290)	\$ -	\$ -	\$ -	\$ -	\$ -	\$ -
UTILITIES (360)						
Power	\$ 171.18	\$ 855.90	\$ 1,143.65	\$ 3,898.11	\$ 1,314.83	\$ 4,754.01
Water	\$ 14.52	\$ 72.60	\$ 85.82	\$ 541.80	\$ 100.34	\$ 614.40
Telephone/Facsimile	\$ 115.42	\$ 577.10	\$ 272.81	\$ 1,770.19	\$ 388.23	\$ 2,347.29
Subtotal (360)	\$ 301.12	\$ 1,505.60	\$ 1,502.28	\$ 6,210.10	\$ 1,803.40	\$ 7,715.70
CAPITAL OUTLAY (450) (over \$5000.00)						
		\$ -		\$ -	\$ -	\$ -
		\$ -		\$ -	\$ -	\$ -
Subtotal (450)	\$ -	\$ -	\$ -	\$ -	\$ -	\$ -
GRAND TOTAL	\$ 3,894.23	\$ 19,471.15	\$ 15,017.46	\$ 80,388.27	\$ 18,911.69	\$ 99,859.42

**FY-2014 EXPENDITURE REPORT
CATHOLIC SOCIAL SERVICE
ALEE SHELTER (CHILDREN)**

FOR THE MONTH ENDING: FEBRUARY 28, 2014

PERSONNEL & BENEFITS COSTS (110/111)	ADMINISTRATIVE COSTS		SERVICE EXPENDITURES		TOTAL	
	CURRENT	CUMULATIVE	CURRENT	CUMULATIVE	CURRENT	Y-T-D CUMULATIVE
Salaries	\$ 2,714.18	\$ 13,570.90	\$ 20,419.61	\$ 94,973.17	\$ 23,133.79	\$ 108,544.07
FICA	\$ 224.84	\$ 1,124.20	\$ 1,561.92	\$ 6,954.09	\$ 1,786.76	\$ 8,078.29
Health & Welfare		\$ -		\$ -	\$ -	\$ -
H & W FICA		\$ -		\$ -	\$ -	\$ -
Subtotal (110/111)	\$ 2,939.02	\$ 14,695.10	\$ 21,981.53	\$ 101,927.26	\$ 24,920.55	\$ 116,622.36
TRAVEL (220)						
Local Mileage		\$ -		\$ -	\$ -	\$ -
		\$ -		\$ -	\$ -	\$ -
Sub Total (220)	\$ -	\$ -	\$ -	\$ -	\$ -	\$ -
CONTRACTUAL (230)						
Equipment Maintenance	\$ 254.89	\$ 1,274.45		\$ 174.00	\$ 254.89	\$ 1,448.45
Lease Equipment	\$ 36.00	\$ 180.00		\$ 286.98	\$ 36.00	\$ 466.98
Building Rent	\$ 623.12	\$ 3,115.60	\$ 2,200.00	\$ 11,000.00	\$ 2,823.12	\$ 14,115.60
Staff Certification/Training		\$ -	\$ 77.60	\$ 283.68	\$ 77.60	\$ 283.68
Drug Testing				\$ -	\$ -	\$ -
Payroll Fee		\$ -	\$ 58.89	\$ 356.27	\$ 58.89	\$ 356.27
Insurance	\$ 178.29	\$ 891.45		\$ 265.30	\$ 178.29	\$ 1,156.75
Printing		\$ -		\$ -	\$ -	\$ -
Audit		\$ -		\$ -	\$ -	\$ -
Trash Removal	\$ 51.65	\$ 258.25		\$ -	\$ 51.65	\$ 258.25
Workman's Compensation		\$ -		\$ 1,600.00	\$ -	\$ 1,600.00
Building Maintenance		\$ -		\$ -	\$ -	\$ -
		\$ -		\$ -	\$ -	\$ -
		\$ -		\$ -	\$ -	\$ -
		\$ -		\$ -	\$ -	\$ -
Subtotal (230)	\$ 1,143.95	\$ 5,719.75	\$ 2,336.49	\$ 13,966.23	\$ 3,480.44	\$ 19,685.98
SUPPLIES AND MATERIALS (240)						
Office Supplies	\$ 23.31	\$ 116.55	\$ 34.11	\$ 102.84	\$ 57.42	\$ 219.39
Household Supplies		\$ -	\$ 89.25	\$ 109.73	\$ 89.25	\$ 109.73
Food		\$ -	\$ 250.00	\$ 1,371.33	\$ 250.00	\$ 1,371.33
Fuel		\$ -	\$ 250.00	\$ 1,350.00	\$ 250.00	\$ 1,350.00
Subtotal (240)	\$ 23.31	\$ 116.55	\$ 623.36	\$ 2,933.90	\$ 646.67	\$ 3,050.45
EQUIPMENT (250) (under \$5000.00)						
		\$ -		\$ -	\$ -	\$ -
		\$ -		\$ -	\$ -	\$ -
Subtotal (250)	\$ -	\$ -	\$ -	\$ -	\$ -	\$ -
MISCELLANEOUS (290)						
Miscellaneous		\$ -	\$ 100.00	\$ 308.00	\$ 100.00	\$ 308.00
		\$ -		\$ -	\$ -	\$ -
		\$ -		\$ -	\$ -	\$ -
Subtotal (290)	\$ -	\$ -	\$ 100.00	\$ 308.00	\$ 100.00	\$ 308.00
UTILITIES (360)						
Power	\$ 195.63	\$ 978.15	\$ 1,202.02	\$ 6,010.10	\$ 1,397.65	\$ 6,988.25
Water	\$ 16.59	\$ 82.95	\$ 60.43	\$ 337.01	\$ 77.02	\$ 419.96
Telephone/Facsimile	\$ 131.91	\$ 659.55	\$ 63.24	\$ 1,051.88	\$ 195.15	\$ 1,711.43
Subtotal (360)	\$ 344.13	\$ 1,720.65	\$ 1,325.69	\$ 7,398.99	\$ 1,669.82	\$ 9,119.64
CAPITAL OUTLAY (450) (over \$5000.00)						
		\$ -		\$ -	\$ -	\$ -
		\$ -		\$ -	\$ -	\$ -
Subtotal (450)	\$ -	\$ -	\$ -	\$ -	\$ -	\$ -
GRAND TOTAL	\$ 4,450.41	\$ 22,252.05	\$ 26,367.07	\$ 126,534.38	\$ 30,817.48	\$ 148,786.43

**FY-2014 EXPENDITURE REPORT
CATHOLIC SOCIAL SERVICE
ALEE (ADULT)**

FOR THE MONTH ENDING: MARCH 31, 2014

PERSONNEL & BENEFITS COSTS (110/111)	ADMINISTRATIVE COSTS		SERVICE EXPENDITURES		TOTAL	
	CURRENT	CUMULATIVE	CURRENT	CUMULATIVE	CURRENT	Y-T-D CUMULATIVE
Salaries	\$ 2,374.90	\$ 14,249.40	\$ 8,666.52	\$ 68,209.66	\$ 11,041.42	\$ 82,459.06
FICA	\$ 196.83	\$ 1,180.98	\$ 1,256.55	\$ 6,913.39	\$ 1,453.38	\$ 8,094.37
Health & Welfare		\$ -		\$ -	\$ -	\$ -
H & W FICA		\$ -		\$ -	\$ -	\$ -
Subtotal (110/111)	\$ 2,571.73	\$ 15,430.38	\$ 9,923.07	\$ 75,123.05	\$ 12,494.80	\$ 90,553.43
TRAVEL (220)						
Local Mileage		\$ -		\$ -	\$ -	\$ -
		\$ -		\$ -	\$ -	\$ -
Sub Total (220)	\$ -	\$ -	\$ -	\$ -	\$ -	\$ -
CONTRACTUAL (230)						
Equipment Maintenance	\$ 223.06	\$ 1,338.36		\$ 803.77	\$ 223.06	\$ 2,142.13
Lease Equipment	\$ 31.50	\$ 189.00		\$ 125.00	\$ 31.50	\$ 314.00
Building Rent	\$ 545.23	\$ 3,271.38		\$ -	\$ 545.23	\$ 3,271.38
Staff Certification/Training		\$ -	\$ 50.00	\$ 200.65	\$ 50.00	\$ 200.65
Drug Testing		\$ -		\$ -	\$ -	\$ -
Payroll Fee		\$ -	\$ 82.60	\$ 495.59	\$ 82.60	\$ 495.59
Insurance	\$ 156.00	\$ 936.00		\$ 1,583.87	\$ 156.00	\$ 2,519.87
Printing		\$ -		\$ -	\$ -	\$ -
Audit		\$ -	\$ 1,263.39	\$ 1,263.39	\$ 1,263.39	\$ 1,263.39
Trash Removal	\$ 45.20	\$ 271.20	\$ 340.74	\$ 2,014.80	\$ 385.94	\$ 2,286.00
Workman's Compensation		\$ -		\$ 1,400.00	\$ -	\$ 1,400.00
Building Maintenance		\$ -		\$ -	\$ -	\$ -
		\$ -		\$ -	\$ -	\$ -
		\$ -		\$ -	\$ -	\$ -
		\$ -		\$ -	\$ -	\$ -
Subtotal (230)	\$ 1,000.99	\$ 6,005.94	\$ 1,736.73	\$ 7,987.07	\$ 2,737.72	\$ 13,893.01
SUPPLIES AND MATERIALS (240)						
Office Supplies	\$ 20.39	\$ 122.34	\$ 11.50	\$ 110.08	\$ 31.89	\$ 232.42
Household Supplies		\$ -		\$ 479.27	\$ -	\$ 479.27
Food		\$ -	\$ 250.00	\$ 1,250.00	\$ 250.00	\$ 1,250.00
Fuel		\$ -	\$ 250.00	\$ 1,500.00	\$ 250.00	\$ 1,500.00
Subtotal (240)	\$ 20.39	\$ 122.34	\$ 511.50	\$ 3,339.35	\$ 531.89	\$ 3,461.69
EQUIPMENT (250) (under \$5000.00)						
		\$ -		\$ -	\$ -	\$ -
		\$ -		\$ -	\$ -	\$ -
Subtotal (250)	\$ -	\$ -	\$ -	\$ -	\$ -	\$ -
MISCELLANEOUS (290)						
		\$ -		\$ -	\$ -	\$ -
		\$ -		\$ -	\$ -	\$ -
Subtotal (290)	\$ -	\$ -	\$ -	\$ -	\$ -	\$ -
UTILITIES (360)						
Power	\$ 171.18	\$ 1,027.08	\$ 714.49	\$ 4,612.60	\$ 885.67	\$ 5,639.68
Water	\$ 14.52	\$ 87.12	\$ 80.13	\$ 621.93	\$ 94.65	\$ 709.05
Telephone/Facsimile	\$ 115.42	\$ 692.52	\$ 80.80	\$ 1,850.99	\$ 196.22	\$ 2,543.51
Subtotal (360)	\$ 301.12	\$ 1,806.72	\$ 875.42	\$ 7,085.52	\$ 1,176.54	\$ 8,892.24
CAPITAL OUTLAY (450) (over \$5000.00)						
		\$ -		\$ -	\$ -	\$ -
Subtotal (450)	\$ -	\$ -	\$ -	\$ -	\$ -	\$ -
GRAND TOTAL	\$ 3,894.23	\$ 23,365.38	\$ 13,046.72	\$ 93,434.99	\$ 16,940.95	\$ 116,800.37

**FY-2014 EXPENDITURE REPORT
CATHOLIC SOCIAL SERVICE
ALEE SHELTER (CHILDREN)**

FOR THE MONTH ENDING: MARCH 31, 2014

PERSONNEL & BENEFITS COSTS (110/111)	ADMINISTRATIVE COSTS		SERVICE EXPENDITURES		TOTAL	
	CURRENT	CUMULATIVE	CURRENT	CUMULATIVE	CURRENT	Y-T-D CUMULATIVE
Salaries	\$ 2,714.18	\$ 16,285.08	\$ 19,821.40	\$ 114,794.57	\$ 22,535.58	\$ 131,079.65
FICA	\$ 224.84	\$ 1,349.04	\$ 1,516.32	\$ 8,470.41	\$ 1,741.16	\$ 9,819.45
Health & Welfare		\$ -		\$ -	\$ -	\$ -
H & W FICA		\$ -		\$ -	\$ -	\$ -
Subtotal (110/111)	\$ 2,939.02	\$ 17,634.12	\$ 21,337.72	\$ 123,264.98	\$ 24,276.74	\$ 140,899.10
TRAVEL (220)						
Local Mileage		\$ -		\$ -	\$ -	\$ -
		\$ -		\$ -	\$ -	\$ -
Sub Total (220)	\$ -	\$ -	\$ -	\$ -	\$ -	\$ -
CONTRACTUAL (230)						
Equipment Maintenance	\$ 254.89	\$ 1,529.34	\$ 332.28	\$ 506.28	\$ 587.17	\$ 2,036.62
Lease Equipment	\$ 36.00	\$ 216.00		\$ 286.98	\$ 36.00	\$ 502.98
Building Rent	\$ 623.12	\$ 3,738.72	\$ 2,200.00	\$ 13,200.00	\$ 2,823.12	\$ 16,938.72
Staff Certification/Training		\$ -		\$ 283.68	\$ -	\$ 283.68
Drug Testing		\$ -		\$ -	\$ -	\$ -
Payroll Fee		\$ -	\$ 71.25	\$ 427.52	\$ 71.25	\$ 427.52
Insurance	\$ 178.29	\$ 1,069.74	\$ 774.63	\$ 1,039.93	\$ 952.92	\$ 2,109.67
Printing		\$ -		\$ -	\$ -	\$ -
Audit		\$ -	\$ 1,443.87	\$ 1,443.87	\$ 1,443.87	\$ 1,443.87
Trash Removal	\$ 51.65	\$ 309.90		\$ -	\$ 51.65	\$ 309.90
Workman's Compensation		\$ -		\$ 1,600.00	\$ -	\$ 1,600.00
Building Maintenance		\$ -		\$ -	\$ -	\$ -
		\$ -		\$ -	\$ -	\$ -
		\$ -		\$ -	\$ -	\$ -
Subtotal (230)	\$ 1,143.95	\$ 6,863.70	\$ 4,822.03	\$ 18,788.26	\$ 5,965.98	\$ 25,651.96
SUPPLIES AND MATERIALS (240)						
Office Supplies	\$ 23.31	\$ 139.86	\$ 25.82	\$ 128.66	\$ 49.13	\$ 268.52
Household Supplies		\$ -		\$ 109.73	\$ -	\$ 109.73
Food		\$ -	\$ 250.00	\$ 1,621.33	\$ 250.00	\$ 1,621.33
Fuel		\$ -	\$ 250.00	\$ 1,600.00	\$ 250.00	\$ 1,600.00
Subtotal (240)	\$ 23.31	\$ 139.86	\$ 525.82	\$ 3,459.72	\$ 549.13	\$ 3,599.58
EQUIPMENT (250) (under \$5000.00)						
		\$ -		\$ -	\$ -	\$ -
		\$ -		\$ -	\$ -	\$ -
Subtotal (250)	\$ -	\$ -	\$ -	\$ -	\$ -	\$ -
MISCELLANEOUS (290)						
Miscellaneous		\$ -		\$ 308.00	\$ -	\$ 308.00
		\$ -		\$ -	\$ -	\$ -
		\$ -		\$ -	\$ -	\$ -
Subtotal (290)	\$ -	\$ -	\$ -	\$ 308.00	\$ -	\$ 308.00
UTILITIES (360)						
Power	\$ 195.83	\$ 1,173.78	\$ 1,168.90	\$ 7,179.00	\$ 1,364.53	\$ 8,352.78
Water	\$ 16.59	\$ 99.54	\$ 62.51	\$ 399.52	\$ 79.10	\$ 499.06
Telephone/Facsimile	\$ 131.91	\$ 791.46	\$ 420.83	\$ 1,472.71	\$ 552.74	\$ 2,264.17
Subtotal (360)	\$ 344.13	\$ 2,064.78	\$ 1,652.24	\$ 9,051.23	\$ 1,996.37	\$ 11,116.01
CAPITAL OUTLAY (450) (over \$5000.00)						
		\$ -		\$ -	\$ -	\$ -
		\$ -		\$ -	\$ -	\$ -
Subtotal (450)	\$ -	\$ -	\$ -	\$ -	\$ -	\$ -
GRAND TOTAL	\$ 4,450.41	\$ 26,702.46	\$ 28,337.81	\$ 154,872.19	\$ 32,788.22	\$ 81,574.61

**FY-2014 EXPENDITURE REPORT
CATHOLIC SOCIAL SERVICE
ALEE (ADULT)**

FOR THE MONTH ENDING: APRIL 30, 2014

PERSONNEL & BENEFITS COSTS (110/111)	ADMINISTRATIVE COSTS		SERVICE EXPENDITURES		TOTAL	
	CURRENT	CUMULATIVE	CURRENT	CUMULATIVE	CURRENT	Y-T-D CUMULATIVE
Salaries	\$ 2,374.90	\$ 16,624.30	\$ 11,113.15	\$ 79,322.81	\$ 13,488.05	\$ 95,947.11
FICA	\$ 196.83	\$ 1,377.81	\$ 1,278.18	\$ 8,191.57	\$ 1,475.01	\$ 9,569.38
Health & Welfare		\$ -		\$ -	\$ -	\$ -
H & W FICA		\$ -		\$ -	\$ -	\$ -
Subtotal (110/111)	\$ 2,571.73	\$ 18,002.11	\$ 12,391.33	\$ 87,514.38	\$ 14,963.06	\$ 105,516.49
TRAVEL (220)						
Local Mileage		\$ -		\$ -	\$ -	\$ -
		\$ -		\$ -	\$ -	\$ -
Sub Total (220)	\$ -	\$ -	\$ -	\$ -	\$ -	\$ -
CONTRACTUAL (230)						
Equipment Maintenance	\$ 223.06	\$ 1,561.42	\$ 181.48	\$ 985.25	\$ 404.54	\$ 2,546.67
Lease Equipment	\$ 31.50	\$ 220.50		\$ 125.00	\$ 31.50	\$ 345.50
Building Rent	\$ 545.23	\$ 3,816.61		\$ -	\$ 545.23	\$ 3,816.61
Staff Certification/Training		\$ -	\$ -	\$ 200.65	\$ -	\$ 200.65
Drug Testing			\$ 59.40	\$ 59.40	\$ 59.40	\$ 59.40
Payroll Fee		\$ -	\$ 54.55	\$ 550.14	\$ 54.55	\$ 550.14
Insurance	\$ 156.00	\$ 1,092.00		\$ 1,583.87	\$ 156.00	\$ 2,675.87
Printing		\$ -		\$ -	\$ -	\$ -
Audit		\$ -		\$ 1,263.39	\$ -	\$ 1,263.39
Trash Removal	\$ 45.20	\$ 316.40	\$ 213.83	\$ 2,228.63	\$ 259.03	\$ 2,545.03
Workman's Compensation		\$ -		\$ 1,400.00	\$ -	\$ 1,400.00
Building Maintenance		\$ -		\$ -	\$ -	\$ -
		\$ -		\$ -	\$ -	\$ -
		\$ -		\$ -	\$ -	\$ -
		\$ -		\$ -	\$ -	\$ -
Subtotal (230)	\$ 1,006.99	\$ 7,006.93	\$ 509.26	\$ 8,396.33	\$ 1,510.25	\$ 15,403.26
SUPPLIES AND MATERIALS (240)						
Office Supplies	\$ 20.39	\$ 142.73	\$ 23.13	\$ 502.40	\$ 43.52	\$ 645.13
Household Supplies		\$ -	\$ 84.98	\$ 1,334.98	\$ 84.98	\$ 1,334.98
Food		\$ -	\$ 250.00	\$ 1,750.00	\$ 250.00	\$ 1,750.00
Fuel		\$ -	\$ 250.00	\$ 1,500.00	\$ 250.00	\$ 1,500.00
Subtotal (240)	\$ 20.39	\$ 142.73	\$ 608.11	\$ 5,087.38	\$ 628.50	\$ 5,230.11
EQUIPMENT (250) (under \$5000.00)						
		\$ -		\$ -	\$ -	\$ -
		\$ -		\$ -	\$ -	\$ -
Subtotal (250)	\$ -	\$ -	\$ -	\$ -	\$ -	\$ -
MISCELLANEOUS (290)						
		\$ -		\$ -	\$ -	\$ -
		\$ -		\$ -	\$ -	\$ -
Subtotal (290)	\$ -	\$ -	\$ -	\$ -	\$ -	\$ -
UTILITIES (360)						
Power	\$ 171.18	\$ 1,198.26	\$ 743.81	\$ 4,612.60	\$ 914.99	\$ 5,810.86
Water	\$ 14.52	\$ 101.64	\$ 82.74	\$ 621.93	\$ 97.26	\$ 723.57
Telephone/Facsimile	\$ 115.42	\$ 807.94	\$ 420.83	\$ 1,850.99	\$ 536.25	\$ 2,658.93
Subtotal (360)	\$ 301.12	\$ 2,107.84	\$ 1,247.38	\$ 7,085.52	\$ 1,548.50	\$ 9,193.36
CAPITAL OUTLAY (450) (over \$5000.00)						
		\$ -		\$ -	\$ -	\$ -
		\$ -		\$ -	\$ -	\$ -
Subtotal (450)	\$ -	\$ -	\$ -	\$ -	\$ -	\$ -
GRAND TOTAL	\$ 3,894.23	\$ 27,259.61	\$ 14,756.08	\$ 108,083.61	\$ 18,650.31	\$ 135,343.22

**FY-2014 EXPENDITURE REPORT
CATHOLIC SOCIAL SERVICE
ALEE SHELTER (CHILDREN)**

FOR THE MONTH ENDING: APRIL 30, 2014

PERSONNEL & BENEFITS COSTS (110/111)	ADMINISTRATIVE COSTS		SERVICE EXPENDITURES		TOTAL	
	CURRENT	CUMULATIVE	CURRENT	CUMULATIVE	CURRENT	Y-T-D CUMULATIVE
Salaries	\$ 2,714.18	\$ 18,999.26	\$ 20,042.72	\$ 134,837.29	\$ 22,756.90	\$ 153,836.55
FICA	\$ 224.84	\$ 1,573.88	\$ 1,533.26	\$ 10,003.67	\$ 1,758.10	\$ 11,577.55
Health & Welfare		\$ -		\$ -	\$ -	\$ -
H & W FICA		\$ -		\$ -	\$ -	\$ -
Subtotal (110/111)	\$ 2,939.02	\$ 20,573.14	\$ 21,575.98	\$ 144,840.96	\$ 24,515.00	\$ 165,414.10
TRAVEL (220)						
Local Mileage		\$ -		\$ -	\$ -	\$ -
		\$ -		\$ -	\$ -	\$ -
Sub Total (220)	\$ -	\$ -	\$ -	\$ -	\$ -	\$ -
CONTRACTUAL (230)						
Equipment Maintenance	\$ 254.89	\$ 1,784.23	\$ 148.11	\$ 654.39	\$ 403.00	\$ 2,438.62
Lease Equipment	\$ 36.00	\$ 252.00		\$ 286.98	\$ 36.00	\$ 538.98
Building Rent	\$ 623.12	\$ 4,361.84	\$ 2,200.00	\$ 15,400.00	\$ 2,823.12	\$ 19,761.84
Staff Certification/Training		\$ -		\$ 283.68	\$ -	\$ 283.68
Drug Testing			\$ 39.60	\$ 39.60	\$ 39.60	\$ 39.60
Payroll Fee		\$ -	\$ 62.34	\$ 489.86	\$ 62.34	\$ 489.86
Insurance	\$ 178.29	\$ 1,248.03		\$ 1,039.93	\$ 178.29	\$ 2,287.96
Printing		\$ -		\$ -	\$ -	\$ -
Audit		\$ -		\$ 1,443.87	\$ -	\$ 1,443.87
Trash Removal	\$ 51.65	\$ 361.55	\$ 199.89	\$ 199.89	\$ 251.54	\$ 561.44
Workman's Compensation		\$ -		\$ 1,600.00	\$ -	\$ 1,600.00
Building Maintenance		\$ -		\$ -	\$ -	\$ -
		\$ -		\$ -	\$ -	\$ -
		\$ -		\$ -	\$ -	\$ -
		\$ -		\$ -	\$ -	\$ -
Subtotal (230)	\$ 1,143.95	\$ 8,007.65	\$ 2,649.94	\$ 21,438.20	\$ 3,793.89	\$ 29,445.85
SUPPLIES (240)						
Office Supplies	\$ 23.31	\$ 163.17	\$ 23.14	\$ 151.80	\$ 46.45	\$ 314.97
Household Supplies		\$ -	\$ 390.21	\$ 2,011.54	\$ 390.21	\$ 2,011.54
Food		\$ -	\$ 250.00	\$ 1,850.00	\$ 250.00	\$ 1,850.00
Fuel		\$ -	\$ 250.00	\$ 1,600.00	\$ 250.00	\$ 1,600.00
Subtotal (240)	\$ 23.31	\$ 139.86	\$ 913.35	\$ 5,613.34	\$ 936.66	\$ 5,753.20
EQUIPMENT (250) (under \$5000.00)						
		\$ -		\$ -	\$ -	\$ -
Subtotal (250)	\$ -	\$ -	\$ -	\$ -	\$ -	\$ -
MISCELLANEOUS (290)						
Miscellaneous		\$ -		\$ 308.00	\$ -	\$ 308.00
		\$ -		\$ -	\$ -	\$ -
		\$ -		\$ -	\$ -	\$ -
Subtotal (290)	\$ -	\$ -	\$ -	\$ 308.00	\$ -	\$ 308.00
UTILITIES (360)						
Power	\$ 195.63	\$ 1,369.41	\$ 1,308.69	\$ 8,487.89	\$ 1,504.32	\$ 9,857.10
Water	\$ 16.59	\$ 116.13	\$ 52.29	\$ 451.81	\$ 68.88	\$ 567.94
Telephone/Facsimile	\$ 131.91	\$ 923.37	\$ 128.20	\$ 1,600.91	\$ 260.11	\$ 2,524.28
Subtotal (360)	\$ 344.13	\$ 2,408.91	\$ 1,489.18	\$ 10,540.61	\$ 1,833.31	\$ 12,949.32
CAPITAL OUTLAY (450) (over \$5000.00)						
		\$ -		\$ -	\$ -	\$ -
		\$ -		\$ -	\$ -	\$ -
Subtotal (450)	\$ -	\$ -	\$ -	\$ -	\$ -	\$ -
GRAND TOTAL	\$ 4,460.41	\$ 26,702.46	\$ 26,628.45	\$ 182,740.91	\$ 31,078.86	\$ 213,870.37

**FY-2014 EXPENDITURE REPORT
CATHOLIC SOCIAL SERVICE
ALEE (ADULT)**

FOR THE MONTH ENDING: MAY 31, 2014

PERSONNEL & BENEFITS COSTS (110/111)	ADMINISTRATIVE COSTS		SERVICE EXPENDITURES		TOTAL	
	CURRENT	CUMULATIVE	CURRENT	CUMULATIVE	CURRENT	Y-T-D CUMULATIVE
Salaries	\$ 2,374.90	\$ 18,999.20	\$ 16,622.46	\$ 95,945.27	\$ 18,997.36	\$ 114,944.47
FICA	\$ 196.83	\$ 1,574.64	\$ 1,474.32	\$ 9,665.89	\$ 1,671.15	\$ 11,240.53
Health & Welfare		\$ -		\$ -	\$ -	\$ -
H & W FICA		\$ -		\$ -	\$ -	\$ -
Subtotal (110/111)	\$ 2,571.73	\$ 20,573.84	\$ 18,096.78	\$ 105,611.16	\$ 20,668.51	\$ 126,185.00
TRAVEL (220)						
Local Mileage		\$ -		\$ -	\$ -	\$ -
Sub Total (220)	\$ -	\$ -	\$ -	\$ -	\$ -	\$ -
CONTRACTUAL (230)						
Equipment Maintenance	\$ 223.06	\$ 1,784.48		\$ 985.25	\$ 223.06	\$ 2,769.73
Lease Equipment	\$ 31.50	\$ 252.00		\$ 125.00	\$ 31.50	\$ 377.00
Building Rent	\$ 545.23	\$ 4,361.84		\$ -	\$ 545.23	\$ 4,361.84
Staff Certification/Training		\$ -	\$ 150.00	\$ 350.65	\$ 150.00	\$ 350.65
Drug Testing				\$ 59.40	\$ -	\$ 59.40
Payroll Service Fees		\$ -	\$ 55.14	\$ 605.28	\$ 55.14	\$ 605.28
Insurance	\$ 156.00	\$ 1,248.00		\$ 1,583.87	\$ 156.00	\$ 2,831.87
Printing		\$ -		\$ -	\$ -	\$ -
Audit		\$ -		\$ 1,263.39	\$ -	\$ 1,263.39
Trash Removal	\$ 45.20	\$ 361.60		\$ 2,228.63	\$ 45.20	\$ 2,590.23
Workman's Comp		\$ -		\$ 1,400.00	\$ -	\$ 1,400.00
Building Maintenance		\$ -		\$ -	\$ -	\$ -
		\$ -		\$ -	\$ -	\$ -
		\$ -		\$ -	\$ -	\$ -
Subtotal (230)	\$ 1,000.99	\$ 8,007.92	\$ 205.14	\$ 8,601.47	\$ 1,206.13	\$ 16,609.39
SUPPLIES AND MATERIALS (240)						
Office Supplies	\$ 20.39	\$ 163.12	\$ 59.55	\$ 59.55	\$ 79.94	\$ 222.67
Household Supplies		\$ -		\$ 502.40	\$ -	\$ 502.40
Food		\$ -	\$ 375.00	\$ 1,709.98	\$ 375.00	\$ 1,709.98
Fuel		\$ -	\$ 265.00	\$ 2,015.00	\$ 265.00	\$ 2,015.00
Subtotal (240)	\$ 20.39	\$ 163.12	\$ 699.55	\$ 4,386.93	\$ 719.94	\$ 4,450.05
EQUIPMENT (250) (under \$5000.00)						
		\$ -		\$ -	\$ -	\$ -
Subtotal (250)	\$ -	\$ -	\$ -	\$ -	\$ -	\$ -
MISCELLANEOUS (290)						
		\$ -		\$ -	\$ -	\$ -
Subtotal (290)	\$ -	\$ -	\$ -	\$ -	\$ -	\$ -
UTILITIES (360)						
Power	\$ 171.18	\$ 1,369.44	\$ 560.72	\$ 5,173.32	\$ 731.90	\$ 6,542.76
Water/Sewer	\$ 14.52	\$ 116.16	\$ 56.18	\$ 678.11	\$ 70.70	\$ 794.27
Telephone/Fax	\$ 115.42	\$ 923.36	\$ 204.85	\$ 2,055.84	\$ 320.27	\$ 2,979.20
Subtotal (360)	\$ 301.12	\$ 2,408.96	\$ 821.75	\$ 7,907.27	\$ 1,122.87	\$ 10,316.23
CAPITAL OUTLAY (450) (over \$5000.00)						
		\$ -		\$ -	\$ -	\$ -
Subtotal (450)	\$ -	\$ -	\$ -	\$ -	\$ -	\$ -
GRAND TOTAL	\$ 3,894.23	\$ 31,153.84	\$ 19,823.22	\$ 126,406.83	\$ 23,717.45	\$ 157,560.67

**FY-2014 EXPENDITURE REPORT
CATHOLIC SOCIAL SERVICE
ALEE SHELTER (CHILDREN)**

FOR THE MONTH ENDING: MAY 31, 2014

PERSONNEL & BENEFITS COSTS (110/111)	ADMINISTRATIVE COSTS		SERVICE EXPENDITURES		TOTAL	
	CURRENT	CUMULATIVE	CURRENT	CUMULATIVE	CURRENT	Y-T-D CUMULATIVE
Salaries	\$ 2,714.18	\$ 21,713.44	\$ 16,303.37	\$ 150,140.66	\$ 18,017.55	\$ 171,854.10
FICA	\$ 224.84	\$ 1,798.72	\$ 1,226.79	\$ 11,230.46	\$ 1,451.63	\$ 13,029.18
Health & Welfare		\$ -		\$ -	\$ -	\$ -
H & W FICA		\$ -		\$ -	\$ -	\$ -
Subtotal (110/111)	\$ 2,939.02	\$ 23,512.16	\$ 16,530.16	\$ 161,371.12	\$ 19,469.18	\$ 184,883.28
TRAVEL (220)						
Local Mileage		\$ -		\$ -	\$ -	\$ -
		\$ -		\$ -	\$ -	\$ -
Sub Total (220)	\$ -	\$ -	\$ -	\$ -	\$ -	\$ -
CONTRACTUAL (230)						
Equipment Maintenance	\$ 254.89	\$ 2,039.12		\$ 654.39	\$ 254.89	\$ 2,693.51
Lease Equipment	\$ 36.00	\$ 288.00		\$ 286.98	\$ 36.00	\$ 574.98
Building Rent	\$ 623.12	\$ 4,984.96	\$ 2,200.00	\$ 17,600.00	\$ 2,823.12	\$ 22,584.96
Staff Certification/Training		\$ -	\$ 150.00	\$ 433.68	\$ 150.00	\$ 433.68
Drug Testing				\$ 39.60	\$ -	\$ 39.60
Payroll Service Fees		\$ -	\$ 63.02	\$ 552.88	\$ 63.02	\$ 552.88
Insurance	\$ 178.29	\$ 1,426.32		\$ 1,039.93	\$ 178.29	\$ 2,466.25
Printing		\$ -		\$ -	\$ -	\$ -
Audit		\$ -		\$ 1,443.87	\$ -	\$ 1,443.87
Trash Removal	\$ 51.65	\$ 413.20		\$ 199.89	\$ 51.65	\$ 613.09
Workman's Comp		\$ -		\$ 1,600.00	\$ -	\$ 1,600.00
Building Maintenance		\$ -		\$ -	\$ -	\$ -
		\$ -		\$ -	\$ -	\$ -
		\$ -		\$ -	\$ -	\$ -
		\$ -		\$ -	\$ -	\$ -
Subtotal (230)	\$ 1,143.95	\$ 9,151.60	\$ 2,413.02	\$ 23,851.22	\$ 3,556.97	\$ 33,002.82
SUPPLIES AND MATERIALS (240)						
Office Supplies	\$ 23.31	\$ 186.48	\$ 59.55	\$ 211.35	\$ 82.86	\$ 397.83
Household Supplies		\$ -	\$ 352.42	\$ 2,363.96	\$ 352.42	\$ 2,363.96
Food		\$ -	\$ 375.00	\$ 2,225.00	\$ 375.00	\$ 2,225.00
Fuel		\$ -	\$ 250.00	\$ 1,850.00	\$ 250.00	\$ 1,850.00
Subtotal (240)	\$ 23.31	\$ 186.48	\$ 1,036.97	\$ 6,650.31	\$ 1,060.28	\$ 6,836.79
EQUIPMENT (250) (under \$5000.00)						
		\$ -		\$ -	\$ -	\$ -
		\$ -		\$ -	\$ -	\$ -
Subtotal (250)	\$ -	\$ -	\$ -	\$ -	\$ -	\$ -
MISCELLANEOUS (290)						
Miscellaneous		\$ -		\$ 308.00	\$ -	\$ 308.00
		\$ -		\$ -	\$ -	\$ -
Subtotal (290)	\$ -	\$ -	\$ -	\$ 308.00	\$ -	\$ 308.00
UTILITIES (360)						
Power	\$ 195.63	\$ 1,565.04	\$ 1,382.87	\$ 9,870.56	\$ 1,578.50	\$ 11,435.60
Water/Sewer	\$ 16.59	\$ 132.72	\$ 33.58	\$ 485.39	\$ 50.17	\$ 618.11
Telephone/Fax	\$ 131.91	\$ 1,055.28	\$ 164.71	\$ 1,765.62	\$ 296.62	\$ 2,820.90
Subtotal (360)	\$ 344.13	\$ 2,753.04	\$ 1,581.16	\$ 12,121.57	\$ 1,925.29	\$ 14,874.61
CAPITAL OUTLAY (450) (over \$5000.00)						
		\$ -		\$ -	\$ -	\$ -
		\$ -		\$ -	\$ -	\$ -
Subtotal (450)	\$ -	\$ -	\$ -	\$ -	\$ -	\$ -
GRAND TOTAL	\$ 4,450.41	\$ 35,603.28	\$ 21,561.31	\$ 204,302.22	\$ 26,011.72	\$ 239,905.50

**FY-2014 EXPENDITURE REPORT
CATHOLIC SOCIAL SERVICE
ALEE (ADULT)**

FOR THE MONTH ENDING: JUNE 30, 2014

PERSONNEL & BENEFITS COSTS (110/111)	ADMINISTRATIVE COSTS		SERVICE EXPENDITURES		TOTAL	
	CURRENT	CUMULATIVE	CURRENT	CUMULATIVE	CURRENT	Y-T-D CUMULATIVE
Salaries	\$ 2,374.90	\$ 21,374.10	\$ 18,323.27	\$ 114,268.54	\$ 20,698.17	\$ 135,642.64
FICA	\$ 196.83	\$ 1,771.47	\$ 1,401.73	\$ 11,067.62	\$ 1,598.56	\$ 12,839.09
Health & Welfare		\$ -		\$ -	\$ -	\$ -
H & W FICA		\$ -		\$ -	\$ -	\$ -
Subtotal (110/111)	\$ 2,571.73	\$ 23,145.57	\$ 19,725.00	\$ 125,336.16	\$ 22,296.73	\$ 148,481.73
TRAVEL (220)						
Local Mileage		\$ -		\$ -	\$ -	\$ -
		\$ -		\$ -	\$ -	\$ -
Sub Total (220)	\$ -	\$ -	\$ -	\$ -	\$ -	\$ -
CONTRACTUAL (230)						
Equipment Maintenance	\$ 223.06	\$ 2,007.54		\$ 985.25	\$ 223.06	\$ 2,992.79
Lease Equipment	\$ 31.50	\$ 283.50	\$ 240.18	\$ 365.18	\$ 271.68	\$ 648.68
Building Rent	\$ 545.23	\$ 4,907.07		\$ -	\$ 545.23	\$ 4,907.07
Staff Certification/Training		\$ -		\$ 350.65	\$ -	\$ 350.65
Drug Testing				\$ 59.40	\$ -	\$ 59.40
Payroll Service Fees		\$ -	\$ 65.00	\$ 670.28	\$ 65.00	\$ 670.28
Insurance	\$ 156.00	\$ 1,404.00		\$ 1,583.87	\$ 156.00	\$ 2,987.87
Printing		\$ -		\$ -	\$ -	\$ -
Audit		\$ -	\$ 588.61	\$ 1,852.00	\$ 588.61	\$ 1,852.00
Trash Removal	\$ 45.20	\$ 406.80	\$ 356.05	\$ 2,584.68	\$ 401.25	\$ 2,991.48
Workman's Comp		\$ -		\$ 1,400.00	\$ -	\$ 1,400.00
Building Maintenance		\$ -		\$ -	\$ -	\$ -
		\$ -		\$ -	\$ -	\$ -
		\$ -		\$ -	\$ -	\$ -
		\$ -		\$ -	\$ -	\$ -
Subtotal (230)	\$ 1,000.99	\$ 9,008.91	\$ 1,249.84	\$ 9,851.31	\$ 2,250.83	\$ 18,860.22
SUPPLIES AND MATERIALS (240)						
Office Supplies	\$ 20.39	\$ 183.51		\$ 192.76	\$ 20.39	\$ 376.27
Household Supplies		\$ -		\$ 564.25	\$ -	\$ 564.25
Food		\$ -		\$ 1,875.00	\$ -	\$ 1,875.00
Fuel		\$ -	\$ 859.51	\$ 2,874.51	\$ 859.51	\$ 2,874.51
Subtotal (240)	\$ 20.39	\$ 183.51	\$ 859.51	\$ 5,506.52	\$ 879.90	\$ 5,690.03
EQUIPMENT (250) (under \$5000.00)						
		\$ -		\$ -	\$ -	\$ -
		\$ -		\$ -	\$ -	\$ -
Subtotal (250)	\$ -	\$ -	\$ -	\$ -	\$ -	\$ -
MISCELLANEOUS (290)						
		\$ -		\$ -	\$ -	\$ -
		\$ -		\$ -	\$ -	\$ -
Subtotal (290)	\$ -	\$ -	\$ -	\$ -	\$ -	\$ -
UTILITIES (360)						
Power	\$ 171.18	\$ 1,540.62	\$ 525.13	\$ 6,442.26	\$ 696.31	\$ 7,982.88
Water/Sewer	\$ 14.52	\$ 130.68	\$ 59.02	\$ 819.87	\$ 73.54	\$ 950.55
Telephone/Fax	\$ 115.42	\$ 1,038.78		\$ 2,476.67	\$ 115.42	\$ 3,515.45
Subtotal (360)	\$ 301.12	\$ 2,710.08	\$ 584.15	\$ 9,738.80	\$ 885.27	\$ 12,448.88
CAPITAL OUTLAY (450) (over \$5000.00)						
		\$ -		\$ -	\$ -	\$ -
		\$ -		\$ -	\$ -	\$ -
Subtotal (450)	\$ -	\$ -	\$ -	\$ -	\$ -	\$ -
GRAND TOTAL	\$ 3,894.23	\$ 35,048.07	\$ 22,418.50	\$ 150,432.79	\$ 26,312.73	\$ 185,480.86

**FY-2014 EXPENDITURE REPORT
CATHOLIC SOCIAL SERVICE
ALEE SHELTER (CHILDREN)**

FOR THE MONTH ENDING: JUNE 30, 2014

PERSONNEL & BENEFITS COSTS (110/111)	ADMINISTRATIVE COSTS		SERVICE EXPENDITURES		TOTAL	
	CURRENT	CUMULATIVE	CURRENT	CUMULATIVE	CURRENT	Y-T-D CUMULATIVE
Salaries	\$ 2,714.18	\$ 24,427.62	\$ 20,505.37	\$ 171,378.82	\$ 23,219.55	\$ 195,806.44
FICA	\$ 224.84	\$ 2,023.56	\$ 1,568.68	\$ 12,799.14	\$ 1,793.52	\$ 14,822.70
Health & Welfare		\$ -		\$ -	\$ -	\$ -
H & W FICA		\$ -		\$ -	\$ -	\$ -
Subtotal (110/111)	\$ 2,939.02	\$ 26,451.18	\$ 22,074.05	\$ 184,177.96	\$ 25,013.07	\$ 210,629.14
TRAVEL (220)						
Local Mileage		\$ -		\$ -	\$ -	\$ -
		\$ -		\$ -	\$ -	\$ -
Sub Total (220)	\$ -	\$ -	\$ -	\$ -	\$ -	\$ -
CONTRACTUAL (230)						
Equipment Maintenance	\$ 254.89	\$ 2,294.01		\$ 654.39	\$ 254.89	\$ 2,948.40
Lease Equipment	\$ 36.00	\$ 324.00		\$ 286.98	\$ 36.00	\$ 610.98
Building Rent	\$ 623.12	\$ 5,608.08	\$ 2,200.00	\$ 19,800.00	\$ 2,823.12	\$ 25,408.08
Staff Certification/Training		\$ -		\$ 433.68	\$ -	\$ 433.68
Drug Testing				\$ 39.60	\$ -	\$ 39.60
Payroll Service Fees		\$ -	\$ 68.33	\$ 621.21	\$ 68.33	\$ 621.21
Insurance	\$ 178.29	\$ 1,604.61		\$ 1,039.93	\$ 178.29	\$ 2,644.54
Printing		\$ -		\$ -	\$ -	\$ -
Audit		\$ -		\$ 1,443.87	\$ -	\$ 1,443.87
Trash Removal	\$ 51.65	\$ 464.85		\$ 199.89	\$ 51.65	\$ 664.74
Workman's Comp		\$ -	\$ 50.00	\$ 1,650.00	\$ 50.00	\$ 1,650.00
Building Maintenance		\$ -		\$ -	\$ -	\$ -
		\$ -		\$ -	\$ -	\$ -
		\$ -		\$ -	\$ -	\$ -
Subtotal (230)	\$ 1,143.95	\$ 10,295.55	\$ 2,318.33	\$ 26,169.55	\$ 3,462.28	\$ 36,465.10
SUPPLIES AND MATERIALS (240)						
Office Supplies	\$ 23.31	\$ 209.79	\$ 46.37	\$ 257.72	\$ 69.68	\$ 467.51
Household Supplies		\$ -		\$ 852.36	\$ -	\$ 852.36
Food		\$ -	\$ 375.00	\$ 2,621.33	\$ 375.00	\$ 2,621.33
Fuel		\$ -	\$ 250.00	\$ 2,350.00	\$ 250.00	\$ 2,350.00
Subtotal (240)	\$ 23.31	\$ 209.79	\$ 671.37	\$ 6,081.41	\$ 694.68	\$ 6,291.20
EQUIPMENT (250) (under \$5000.00)						
		\$ -		\$ -	\$ -	\$ -
		\$ -		\$ -	\$ -	\$ -
Subtotal (250)	\$ -	\$ -	\$ -	\$ -	\$ -	\$ -
MISCELLANEOUS (290)						
Miscellaneous		\$ -		\$ 308.00	\$ -	\$ 308.00
		\$ -		\$ -	\$ -	\$ -
		\$ -		\$ -	\$ -	\$ -
Subtotal (290)	\$ -	\$ -	\$ -	\$ 308.00	\$ -	\$ 308.00
UTILITIES (360)						
Power	\$ 195.63	\$ 1,760.67	\$ 1,433.47	\$ 11,304.03	\$ 1,629.10	\$ 13,064.70
Water/Sewer	\$ 16.59	\$ 149.31	\$ 42.05	\$ 627.44	\$ 58.64	\$ 776.75
Telephone/Fax	\$ 131.91	\$ 1,187.19	\$ 159.40	\$ 1,925.02	\$ 291.31	\$ 3,112.21
Subtotal (360)	\$ 344.13	\$ 3,097.17	\$ 1,634.92	\$ 13,856.49	\$ 1,979.05	\$ 16,953.66
CAPITAL-OUTLAY (450) (over \$5000.00)						
		\$ -		\$ -	\$ -	\$ -
		\$ -		\$ -	\$ -	\$ -
Subtotal (450)	\$ -	\$ -	\$ -	\$ -	\$ -	\$ -
GRAND TOTAL	\$ 4,450.41	\$ 40,053.69	\$ 26,698.67	\$ 230,593.41	\$ 31,149.08	\$ 270,647.10

**FY-2014 EXPENDITURE REPORT
CATHOLIC SOCIAL SERVICE
ALEE (ADULT)**

FOR THE MONTH ENDING: JULY 31, 2014

PERSONNEL & BENEFITS COSTS (110/111)	ADMINISTRATIVE COSTS		SERVICE EXPENDITURES			TOTAL
	CURRENT	CUMULATIVE	CURRENT	CUMULATIVE	CURRENT	Y-T-D CUMULATIVE
Salaries	\$ 2,374.90	\$ 23,749.00	\$ 16,045.50	\$ 130,314.04	\$ 18,420.40	\$ 154,063.04
FICA	\$ 196.83	\$ 1,968.30	\$ 1,227.48	\$ 12,295.10	\$ 1,424.31	\$ 14,263.40
Health & Welfare		\$ -		\$ -	\$ -	\$ -
H & W FICA		\$ -		\$ -	\$ -	\$ -
Subtotal (110/111)	\$ 2,571.73	\$ 25,717.30	\$ 17,272.98	\$ 142,609.14	\$ 19,844.71	\$ 168,326.44
TRAVEL (220)						
Local Mileage		\$ -		\$ -	\$ -	\$ -
		\$ -		\$ -	\$ -	\$ -
Sub Total (220)	\$ -	\$ -	\$ -	\$ -	\$ -	\$ -
CONTRACTUAL (230)						
Equipment Maintenance	\$ 223.06	\$ 2,230.60	\$ 15.00	\$ 1,000.25	\$ 238.06	\$ 3,230.85
Lease Equipment	\$ 31.50	\$ 315.00		\$ 365.18	\$ 31.50	\$ 680.18
Building Rent	\$ 545.23	\$ 5,452.30		\$ -	\$ 545.23	\$ 5,452.30
Staff Certification/Training		\$ -		\$ 350.65	\$ -	\$ 350.65
Drug Testing		\$ -		\$ 59.40	\$ -	\$ 59.40
Payroll Service Fees		\$ -		\$ 670.28	\$ -	\$ 670.28
Insurance	\$ 156.00	\$ 1,560.00		\$ 1,583.87	\$ 156.00	\$ 3,143.87
Printing		\$ -		\$ -	\$ -	\$ -
Audit		\$ -		\$ 1,852.00	\$ -	\$ 1,852.00
Trash Removal	\$ 45.20	\$ 452.00		\$ 2,584.68	\$ 45.20	\$ 3,036.68
Workman's Comp		\$ -		\$ 1,400.00	\$ -	\$ 1,400.00
Building Maintenance		\$ -		\$ -	\$ -	\$ -
		\$ -		\$ -	\$ -	\$ -
		\$ -		\$ -	\$ -	\$ -
Subtotal (230)	\$ 1,000.99	\$ 10,009.90	\$ 15.00	\$ 9,866.31	\$ 1,015.99	\$ 19,876.21
SUPPLIES AND MATERIALS (240)						
Office Supplies	\$ 20.39	\$ 203.90		\$ 192.76	\$ 20.39	\$ 396.66
Household Supplies		\$ -	\$ 1,027.26	\$ 1,591.51	\$ 1,027.26	\$ 1,591.51
Food		\$ -	\$ 775.00	\$ 2,650.00	\$ 775.00	\$ 2,650.00
Fuel		\$ -		\$ 2,874.51	\$ -	\$ 2,874.51
Subtotal (240)	\$ 20.39	\$ 203.90	\$ 1,802.26	\$ 7,308.78	\$ 1,822.65	\$ 7,512.68
EQUIPMENT (250) (under \$5000.00)						
		\$ -		\$ -	\$ -	\$ -
		\$ -		\$ -	\$ -	\$ -
Subtotal (250)	\$ -	\$ -	\$ -	\$ -	\$ -	\$ -
MISCELLANEOUS (290)						
		\$ -		\$ -	\$ -	\$ -
		\$ -		\$ -	\$ -	\$ -
Subtotal (290)	\$ -	\$ -	\$ -	\$ -	\$ -	\$ -
UTILITIES (360)						
Power	\$ 171.18	\$ 1,711.80		\$ 6,442.26	\$ 171.18	\$ 8,154.06
Water/Sewer	\$ 14.52	\$ 145.20	\$ 108.25	\$ 928.12	\$ 122.77	\$ 1,073.32
Telephone/Fax	\$ 115.42	\$ 1,154.20	\$ 183.73	\$ 2,660.40	\$ 299.15	\$ 3,814.60
Subtotal (360)	\$ 301.12	\$ 3,011.20	\$ 291.98	\$ 10,030.78	\$ 593.10	\$ 13,041.98
CAPITAL OUTLAY (450) (over \$5000.00)						
		\$ -		\$ -	\$ -	\$ -
		\$ -		\$ -	\$ -	\$ -
Subtotal (450)	\$ -	\$ -	\$ -	\$ -	\$ -	\$ -
GRAND TOTAL	\$ 3,894.23	\$ 38,942.30	\$ 19,382.22	\$ 169,815.01	\$ 23,276.45	\$ 208,757.31

**FY-2014 EXPENDITURE REPORT
CATHOLIC SOCIAL SERVICE
ALEE SHELTER (CHILDREN)**

FOR THE MONTH ENDING: JULY 31, 2014

PERSONNEL & BENEFITS COSTS (110/111)	ADMINISTRATIVE COSTS		SERVICE EXPENDITURES		TOTAL	
	CURRENT	CUMULATIVE	CURRENT	CUMULATIVE	CURRENT	Y-T-D CUMULATIVE
Salaries	\$ 2,714.18	\$ 27,141.80	\$ 21,614.02	\$ 192,992.84	\$ 24,328.20	\$ 220,134.64
FICA	\$ 224.84	\$ 2,248.40	\$ 1,653.47	\$ 14,452.61	\$ 1,878.31	\$ 16,701.01
Health & Welfare		\$ -		\$ -	\$ -	\$ -
H & W FICA		\$ -		\$ -	\$ -	\$ -
Subtotal (110/111)	\$ 2,939.02	\$ 29,390.20	\$ 23,267.49	\$ 207,445.45	\$ 26,206.51	\$ 236,835.65
TRAVEL (220)						
Local Mileage		\$ -		\$ -	\$ -	\$ -
		\$ -		\$ -	\$ -	\$ -
Sub Total (220)	\$ -	\$ -	\$ -	\$ -	\$ -	\$ -
CONTRACTUAL (230)						
Equipment Maintenance	\$ 254.89	\$ 2,548.90		\$ 654.39	\$ 254.89	\$ 3,203.29
Lease Equipment	\$ 36.00	\$ 360.00		\$ 286.98	\$ 36.00	\$ 646.98
Building Rent	\$ 623.12	\$ 6,231.20	\$ 2,200.00	\$ 22,000.00	\$ 2,823.12	\$ 28,231.20
Staff Certification/Training		\$ -		\$ 433.68	\$ -	\$ 433.68
Drug Testing				\$ 39.60	\$ -	\$ 39.60
Payroll Service Fees		\$ -		\$ 621.21	\$ -	\$ 621.21
Insurance	\$ 178.29	\$ 1,782.90		\$ 1,039.93	\$ 178.29	\$ 2,822.83
Printing		\$ -		\$ -	\$ -	\$ -
Audit		\$ -		\$ 1,443.87	\$ -	\$ 1,443.87
Trash Removal	\$ 51.65	\$ 516.50		\$ 199.89	\$ 51.65	\$ 716.39
Workman's Comp		\$ -		\$ 1,650.00	\$ -	\$ 1,650.00
Building Maintenance		\$ -		\$ -	\$ -	\$ -
		\$ -		\$ -	\$ -	\$ -
		\$ -		\$ -	\$ -	\$ -
		\$ -		\$ -	\$ -	\$ -
Subtotal (230)	\$ 1,143.95	\$ 11,439.50	\$ 2,200.00	\$ 28,369.55	\$ 3,343.95	\$ 39,809.05
SUPPLIES AND MATERIALS (240)						
Office Supplies	\$ 23.31	\$ 233.10		\$ 257.72	\$ 23.31	\$ 490.82
Household Supplies		\$ -		\$ 852.36	\$ -	\$ 852.36
Food		\$ -		\$ 2,621.33	\$ -	\$ 2,621.33
Fuel		\$ -		\$ 2,350.00	\$ -	\$ 2,350.00
Subtotal (240)	\$ 23.31	\$ 233.10	\$ -	\$ 6,081.41	\$ 23.31	\$ 6,314.51
EQUIPMENT (250) (under \$5000.00)						
		\$ -		\$ -	\$ -	\$ -
		\$ -		\$ -	\$ -	\$ -
Subtotal (250)	\$ -	\$ -	\$ -	\$ -	\$ -	\$ -
MISCELLANEOUS (290)						
Miscellaneous		\$ -		\$ 308.00	\$ -	\$ 308.00
		\$ -		\$ -	\$ -	\$ -
		\$ -		\$ -	\$ -	\$ -
Subtotal (290)	\$ -	\$ -	\$ -	\$ 308.00	\$ -	\$ 308.00
UTILITIES (360)						
Power	\$ 195.63	\$ 1,956.30		\$ 11,304.03	\$ 195.63	\$ 13,260.33
Water/Sewer	\$ 16.59	\$ 165.90		\$ 627.44	\$ 16.59	\$ 793.34
Telephone/Fax	\$ 131.91	\$ 1,319.10		\$ 1,925.02	\$ 131.91	\$ 3,244.12
Subtotal (360)	\$ 344.13	\$ 3,441.30	\$ -	\$ 13,856.49	\$ 344.13	\$ 17,297.79
CAPITAL OUTLAY (450) (over \$5000.00)						
		\$ -		\$ -	\$ -	\$ -
		\$ -		\$ -	\$ -	\$ -
Subtotal (450)	\$ -	\$ -	\$ -	\$ -	\$ -	\$ -
GRAND TOTAL	\$ 4,450.41	\$ 44,504.10	\$ 25,467.49	\$ 256,060.90	\$ 29,917.90	\$ 300,565.00

**FY-2014 EXPENDITURE REPORT
CATHOLIC SOCIAL SERVICE
ALEE (ADULT)**

FOR THE MONTH ENDING: AUGUST 31, 2014

PERSONNEL & BENEFITS COSTS (110/111)	ADMINISTRATIVE COSTS		SERVICE EXPENDITURES		TOTAL	
	CURRENT	CUMULATIVE	CURRENT	CUMULATIVE	CURRENT	Y-T-D CUMULATIVE
Salaries	\$ 2,374.90	\$ 26,123.90	\$ 21,993.28	\$ 152,307.32	\$ 24,368.18	\$ 178,431.22
FICA	\$ 196.83	\$ 2,165.13	\$ 1,682.47	\$ 13,977.57	\$ 1,879.30	\$ 16,142.70
Health & Welfare		\$ -		\$ -	\$ -	\$ -
H & W FICA		\$ -		\$ -	\$ -	\$ -
Subtotal (110/111)	\$ 2,571.73	\$ 28,289.03	\$ 23,675.75	\$ 166,284.89	\$ 26,247.48	\$ 194,573.92
TRAVEL (220)						
Local Mileage		\$ -		\$ -	\$ -	\$ -
		\$ -		\$ -	\$ -	\$ -
Sub Total (220)	\$ -	\$ -	\$ -	\$ -	\$ -	\$ -
CONTRACTUAL (230)						
Equipment Maintenance	\$ 223.06	\$ 2,453.66	\$ 513.52	\$ 1,513.77	\$ 736.58	\$ 3,967.43
Lease Equipment	\$ 31.50	\$ 346.50		\$ 365.18	\$ 31.50	\$ 711.68
Building Rent	\$ 545.23	\$ 5,997.53		\$ -	\$ 545.23	\$ 5,997.53
Staff Certification/Training		\$ -		\$ 350.65	\$ -	\$ 350.65
Drug Testing				\$ 59.40	\$ -	\$ 59.40
Payroll Service Fees		\$ -	\$ 75.91	\$ 746.19	\$ 75.91	\$ 746.19
Insurance	\$ 156.00	\$ 1,716.00		\$ 1,583.87	\$ 156.00	\$ 3,299.87
Printing		\$ -		\$ -	\$ -	\$ -
Audit		\$ -		\$ 1,852.00	\$ -	\$ 1,852.00
Trash Removal	\$ 45.20	\$ 497.20	\$ 461.97	\$ 3,046.65	\$ 507.17	\$ 3,543.85
Workman's Comp		\$ -		\$ 1,400.00	\$ -	\$ 1,400.00
Building Maintenance		\$ -		\$ -	\$ -	\$ -
		\$ -		\$ -	\$ -	\$ -
		\$ -		\$ -	\$ -	\$ -
Subtotal (230)	\$ 1,000.99	\$ 11,010.89	\$ 1,051.40	\$ 10,917.71	\$ 2,052.39	\$ 21,928.60
SUPPLIES AND MATERIALS (240)						
Office Supplies	\$ 20.39	\$ 224.29	\$ 243.82	\$ 436.58	\$ 264.21	\$ 660.87
Household Supplies		\$ -		\$ 1,591.51	\$ -	\$ 1,591.51
Food		\$ -	\$ 250.00	\$ 2,900.00	\$ 250.00	\$ 2,900.00
Fuel		\$ -		\$ 2,874.51	\$ -	\$ 2,874.51
Subtotal (240)	\$ 20.39	\$ 224.29	\$ 493.82	\$ 7,802.60	\$ 514.21	\$ 8,026.89
EQUIPMENT (250) (under \$5000.00)						
		\$ -		\$ -	\$ -	\$ -
		\$ -		\$ -	\$ -	\$ -
Subtotal (250)	\$ -	\$ -	\$ -	\$ -	\$ -	\$ -
MISCELLANEOUS (290)						
		\$ -		\$ -	\$ -	\$ -
		\$ -		\$ -	\$ -	\$ -
Subtotal (290)	\$ -	\$ -	\$ -	\$ -	\$ -	\$ -
UTILITIES (360)						
Power	\$ 171.18	\$ 1,882.98	\$ 437.14	\$ 6,879.40	\$ 608.32	\$ 8,762.38
Water/Sewer	\$ 14.52	\$ 159.72		\$ 928.12	\$ 14.52	\$ 1,087.84
Telephone/Fax	\$ 115.42	\$ 1,269.62		\$ 2,660.40	\$ 115.42	\$ 3,930.02
Subtotal (360)	\$ 301.12	\$ 3,312.32	\$ 437.14	\$ 10,467.92	\$ 738.26	\$ 13,780.24
CAPITAL OUTLAY (450) (over \$5000.00)						
		\$ -		\$ -	\$ -	\$ -
		\$ -		\$ -	\$ -	\$ -
Subtotal (450)	\$ -	\$ -	\$ -	\$ -	\$ -	\$ -
GRAND TOTAL	\$ 3,894.23	\$ 42,836.53	\$ 25,658.11	\$ 195,473.12	\$ 29,552.34	\$ 238,309.65

**FY-2014 EXPENDITURE REPORT
CATHOLIC SOCIAL SERVICE
ALEE SHELTER (CHILDREN)**

FOR THE MONTH ENDING: AUGUST 31, 2014

PERSONNEL & BENEFITS COSTS (110/111)	ADMINISTRATIVE COSTS		SERVICE EXPENDITURES		TOTAL	
	CURRENT	CUMULATIVE	CURRENT	CUMULATIVE	CURRENT	Y-T-D CUMULATIVE
Salaries	\$ 2,714.18	\$ 29,855.98	\$ 29,334.18	\$ 222,327.02	\$ 32,048.36	\$ 252,183.00
FICA	\$ 224.84	\$ 2,473.24	\$ 2,244.83	\$ 16,697.44	\$ 2,469.67	\$ 19,170.68
Health & Welfare		\$ -		\$ -	\$ -	\$ -
H & W FICA		\$ -		\$ -	\$ -	\$ -
Subtotal (110/111)	\$ 2,939.02	\$ 32,329.22	\$ 31,579.01	\$ 239,024.46	\$ 34,518.03	\$ 271,353.68
TRAVEL (220)						
Local Mileage		\$ -		\$ -	\$ -	\$ -
		\$ -		\$ -	\$ -	\$ -
Sub Total (220)	\$ -	\$ -	\$ -	\$ -	\$ -	\$ -
CONTRACTUAL (230)						
Equipment Maintenance	\$ 254.89	\$ 2,803.79		\$ 654.39	\$ 254.89	\$ 3,458.18
Lease Equipment	\$ 36.00	\$ 396.00		\$ 286.98	\$ 36.00	\$ 682.98
Building Rent	\$ 623.12	\$ 6,854.32	\$ 2,200.00	\$ 24,200.00	\$ 2,823.12	\$ 31,054.32
Staff Certification/Training		\$ -		\$ 433.68	\$ -	\$ 433.68
Drug Testing				\$ 39.60	\$ -	\$ 39.60
Payroll Service Fees		\$ -		\$ 621.21	\$ -	\$ 621.21
Insurance	\$ 178.29	\$ 1,961.19		\$ 1,039.93	\$ 178.29	\$ 3,001.12
Printing		\$ -		\$ -	\$ -	\$ -
Audit		\$ -		\$ 1,443.87	\$ -	\$ 1,443.87
Trash Removal	\$ 51.65	\$ 568.15		\$ 199.89	\$ 51.65	\$ 768.04
Workman's Comp		\$ -		\$ 1,650.00	\$ -	\$ 1,650.00
Building Maintenance		\$ -		\$ -	\$ -	\$ -
		\$ -		\$ -	\$ -	\$ -
		\$ -		\$ -	\$ -	\$ -
		\$ -		\$ -	\$ -	\$ -
Subtotal (230)	\$ 1,143.95	\$ 12,583.45	\$ 2,200.00	\$ 30,569.55	\$ 3,343.95	\$ 43,153.00
SUPPLIES AND MATERIALS (240)						
Office Supplies	\$ 23.31	\$ 256.41		\$ 257.72	\$ 23.31	\$ 514.13
Household Supplies		\$ -		\$ 852.36	\$ -	\$ 852.36
Food		\$ -		\$ 2,621.33	\$ -	\$ 2,621.33
Fuel		\$ -		\$ 2,350.00	\$ -	\$ 2,350.00
Subtotal (240)	\$ 23.31	\$ 256.41	\$ -	\$ 6,081.41	\$ 23.31	\$ 6,337.82
EQUIPMENT (250) (under \$5000.00)						
		\$ -		\$ -	\$ -	\$ -
		\$ -		\$ -	\$ -	\$ -
Subtotal (250)	\$ -	\$ -	\$ -	\$ -	\$ -	\$ -
MISCELLANEOUS (290)						
Miscellaneous		\$ -		\$ 308.00	\$ -	\$ 308.00
		\$ -		\$ -	\$ -	\$ -
		\$ -		\$ -	\$ -	\$ -
Subtotal (290)	\$ -	\$ -	\$ -	\$ 308.00	\$ -	\$ 308.00
UTILITIES (360)						
Power	\$ 195.63	\$ 2,151.93		\$ 11,304.03	\$ 195.63	\$ 13,455.96
Water/Sewer	\$ 16.59	\$ 182.49		\$ 627.44	\$ 16.59	\$ 809.93
Telephone/Fax	\$ 131.91	\$ 1,451.01		\$ 1,925.02	\$ 131.91	\$ 3,376.03
Subtotal (360)	\$ 344.13	\$ 3,785.43	\$ -	\$ 13,856.49	\$ 344.13	\$ 17,641.92
CAPITAL OUTLAY (450) (over \$5000.00)						
		\$ -		\$ -	\$ -	\$ -
		\$ -		\$ -	\$ -	\$ -
Subtotal (450)	\$ -	\$ -	\$ -	\$ -	\$ -	\$ -
GRAND TOTAL	\$ 4,450.41	\$ 48,954.51	\$ 33,779.01	\$ 289,839.91	\$ 38,229.42	\$ 338,794.42

**FY-2014 EXPENDITURE REPORT
CATHOLIC SOCIAL SERVICE
ALEE (ADULT)**

FOR THE MONTH ENDING: SEPTEMBER 30, 2014

PERSONNEL & BENEFITS COSTS (110/111)	ADMINISTRATIVE COSTS		SERVICE EXPENDITURES		TOTAL	
	CURRENT	CUMULATIVE	CURRENT	CUMULATIVE	CURRENT	Y-T-D CUMULATIVE
Salaries	\$ 2,374.90	\$ 28,498.80		\$ 152,307.32	\$ 2,374.90	\$ 180,806.12
FICA	\$ 195.73	\$ 2,360.86		\$ 13,977.57	\$ 195.73	\$ 16,338.43
Health & Welfare		\$ -		\$ -	\$ -	\$ -
H & W FICA		\$ -		\$ -	\$ -	\$ -
Subtotal (110/111)	\$ 2,570.63	\$ 30,859.66	\$ -	\$ 166,284.89	\$ 2,570.63	\$ 197,144.55
TRAVEL (220)						
Local Mileage		\$ -		\$ -	\$ -	\$ -
		\$ -		\$ -	\$ -	\$ -
Sub Total (220)	\$ -	\$ -	\$ -	\$ -	\$ -	\$ -
CONTRACTUAL (230)						
Equipment Maintenance	\$ 223.06	\$ 2,676.72	\$ 502.56	\$ 2,016.33	\$ 725.62	\$ 4,693.05
Lease Equipment	\$ 31.50	\$ 378.00		\$ 365.18	\$ 31.50	\$ 743.18
Building Rent	\$ 545.23	\$ 6,542.76		\$ -	\$ 545.23	\$ 6,542.76
Staff Certification/Training		\$ -		\$ 350.65	\$ -	\$ 350.65
Drug Testing				\$ 59.40	\$ -	\$ 59.40
Payroll Service Fees		\$ -		\$ 746.19	\$ -	\$ 746.19
Insurance	\$ 156.00	\$ 1,872.00		\$ 1,583.87	\$ 156.00	\$ 3,455.87
Printing		\$ -		\$ -	\$ -	\$ -
Audit		\$ -		\$ 1,852.00	\$ -	\$ 1,852.00
Trash Removal	\$ 45.20	\$ 542.40	\$ 460.23	\$ 3,506.88	\$ 505.43	\$ 4,049.28
Workman's Comp		\$ -		\$ 1,400.00	\$ -	\$ 1,400.00
Building Maintenance		\$ -		\$ -	\$ -	\$ -
Subtotal (230)	\$ 1,000.99	\$ 12,011.88	\$ 962.79	\$ 11,880.50	\$ 1,963.78	\$ 23,892.38
SUPPLIES AND MATERIALS (240)						
Office Supplies	\$ 20.15	\$ 244.44		\$ 436.58	\$ 20.15	\$ 681.02
Household Supplies		\$ -		\$ 1,591.51	\$ -	\$ 1,591.51
Food		\$ -	\$ 750.00	\$ 3,650.00	\$ 750.00	\$ 3,650.00
Fuel		\$ -	\$ 423.90	\$ 3,298.41	\$ 423.90	\$ 3,298.41
Subtotal (240)	\$ 20.15	\$ 244.44	\$ 1,173.90	\$ 8,976.50	\$ 1,194.05	\$ 9,220.94
EQUIPMENT (250) (under \$5000.00)						
		\$ -		\$ -	\$ -	\$ -
		\$ -		\$ -	\$ -	\$ -
Subtotal (250)	\$ -	\$ -	\$ -	\$ -	\$ -	\$ -
MISCELLANEOUS (290)						
		\$ -		\$ -	\$ -	\$ -
		\$ -		\$ -	\$ -	\$ -
Subtotal (290)	\$ -	\$ -	\$ -	\$ -	\$ -	\$ -
UTILITIES (360)						
Power	\$ 171.18	\$ 2,054.16	\$ 1,887.77	\$ 8,767.17	\$ 2,058.95	\$ 10,821.55
Water/Sewer	\$ 14.52	\$ 174.24	\$ 271.41	\$ 1,199.53	\$ 285.93	\$ 1,373.77
Telephone/Fax	\$ 115.42	\$ 1,385.04		\$ 2,660.40	\$ 115.42	\$ 4,045.44
Subtotal (360)	\$ 301.12	\$ 3,613.44	\$ 2,159.18	\$ 12,627.10	\$ 2,460.30	\$ 16,240.54
CAPITAL OUTLAY (450) (over \$5000.00)						
		\$ -		\$ -	\$ -	\$ -
		\$ -		\$ -	\$ -	\$ -
Subtotal (450)	\$ -	\$ -	\$ -	\$ -	\$ -	\$ -
GRAND TOTAL	\$ 3,892.89	\$ 46,729.42	\$ 4,295.87	\$ 199,768.99	\$ 8,188.76	\$ 246,498.14

**FY-2014 EXPENDITURE REPORT
CATHOLIC SOCIAL SERVICE
ALEE SHELTER (CHILDREN)**

FOR THE MONTH ENDING: SEPTEMBER 30, 2014

PERSONNEL & BENEFITS COSTS (110/111)	ADMINISTRATIVE COSTS		SERVICE EXPENDITURES		TOTAL	
	CURRENT	CUMULATIVE	CURRENT	CUMULATIVE	CURRENT	Y-T-D CUMULATIVE
Salaries		\$ 29,855.98		\$ 221,594.23	\$ -	\$ 251,450.21
FICA		\$ 2,473.24		\$ 16,697.44	\$ -	\$ 19,170.68
Health & Welfare		\$ -		\$ -	\$ -	\$ -
H & W FICA		\$ -		\$ -	\$ -	\$ -
Subtotal (110/111)	\$ -	\$ 32,329.22	\$ -	\$ 238,291.67	\$ -	\$ 270,620.89
TRAVEL (220)						
Local Mileage		\$ -		\$ -	\$ -	\$ -
		\$ -		\$ -	\$ -	\$ -
Sub Total (220)	\$ -	\$ -	\$ -	\$ -	\$ -	\$ -
CONTRACTUAL (230)						
Equipment Maintenance		\$ 2,803.79		\$ 654.39	\$ -	\$ 3,458.18
Lease Equipment		\$ 396.00		\$ 286.98	\$ -	\$ 682.98
Building Rent		\$ 6,854.32		\$ 24,200.00	\$ -	\$ 31,054.32
Staff Certification/Training		\$ -		\$ 433.68	\$ -	\$ 433.68
Drug Testing		\$ -		\$ 39.60	\$ -	\$ 39.60
Payroll Service Fees		\$ -		\$ 621.21	\$ -	\$ 621.21
Insurance		\$ 1,961.19		\$ 1,039.93	\$ -	\$ 3,001.12
Printing		\$ -		\$ -	\$ -	\$ -
Audit		\$ -		\$ 1,443.87	\$ -	\$ 1,443.87
Trash Removal		\$ 568.15		\$ 199.89	\$ -	\$ 768.04
Workman's Comp		\$ -		\$ 1,650.00	\$ -	\$ 1,650.00
Building Maintenance		\$ -		\$ -	\$ -	\$ -
Subtotal (230)	\$ -	\$ 12,583.45	\$ -	\$ 30,569.55	\$ -	\$ 43,153.00
SUPPLIES AND MATERIALS (240)						
Office Supplies		\$ 256.41		\$ 257.72	\$ -	\$ 514.13
Household Supplies		\$ -		\$ 852.36	\$ -	\$ 852.36
Food		\$ -		\$ 2,621.33	\$ -	\$ 2,621.33
Fuel		\$ -		\$ 2,350.00	\$ -	\$ 2,350.00
Subtotal (240)	\$ -	\$ 256.41	\$ -	\$ 6,081.41	\$ -	\$ 6,337.82
EQUIPMENT (250) (under \$5000.00)						
		\$ -		\$ -	\$ -	\$ -
		\$ -		\$ -	\$ -	\$ -
Subtotal (250)	\$ -	\$ -	\$ -	\$ -	\$ -	\$ -
MISCELLANEOUS (290)						
Miscellaneous		\$ -		\$ 308.00	\$ -	\$ 308.00
		\$ -		\$ -	\$ -	\$ -
		\$ -		\$ -	\$ -	\$ -
Subtotal (290)	\$ -	\$ -	\$ -	\$ 308.00	\$ -	\$ 308.00
UTILITIES (360)						
Power		\$ 2,151.93		\$ 11,304.03	\$ -	\$ 13,455.96
Water/Sewer		\$ 182.49		\$ 527.44	\$ -	\$ 709.93
Telephone/Fax		\$ 1,451.01		\$ 1,925.02	\$ -	\$ 3,376.03
Subtotal (360)	\$ -	\$ 3,785.43	\$ -	\$ 13,756.49	\$ -	\$ 17,541.92
CAPITAL OUTLAY (450) (over \$5000.00)						
		\$ -		\$ -	\$ -	\$ -
		\$ -		\$ -	\$ -	\$ -
Subtotal (450)	\$ -	\$ -	\$ -	\$ -	\$ -	\$ -
GRAND TOTAL	\$ -	\$ 48,954.51	\$ -	\$ 289,007.12	\$ -	\$ 337,961.63